



**ANNUAL REPORT**  
**FISCAL YEAR 2020-21**

**CALIFORNIA DEPARTMENT OF  
HOUSING AND COMMUNITY  
DEVELOPMENT**

# Table of Contents

<b>2020-2021 At a Glance</b> .....	<b>2</b>
Director's Reflection of 2021 .....	2
Key Accomplishments.....	5
<b>Statutory Basis of This Report</b> .....	<b>9</b>
<b>Commonly Used Housing Terms and Acronyms</b> .....	<b>12</b>
<b>2020-2021 Program Awards by County</b> .....	<b>16</b>
<b>2020-2021 Program Awards by Program</b> .....	<b>63</b>
<b>Proposition 1C Bond Funds: Overview and Accomplishments</b> .....	<b>113</b>
<b>Proposition 1C Map</b> .....	<b>114</b>
<b>Proposition 46 Bond Funds: Overview and Accomplishments</b> .....	<b>115</b>
<b>Proposition 46 Map</b> .....	<b>116</b>
<b>Proposition 2: No Place Like Home through June 30, 2021</b> .....	<b>117</b>
<b>Proposition 41 Map</b> .....	<b>119</b>
<b>Multifamily Housing Program Supportive Housing (Tenant Characteristics)</b> .....	<b>120</b>
<b>Employee Housing Report</b> .....	<b>122</b>
<b>Diversity, Equity, and Inclusion</b> .....	<b>134</b>



**State of California**  
Gavin Newsom, Governor



**California Business, Consumer Services and Housing Agency**  
Lourdes Castro Ramírez, Secretary



**California Department of Housing and Community Development**  
Gustavo Velasquez, Director

# 2020-2021 At a Glance

## Director's Reflection of 2021

As we reflect on 2021, we must admit it has presented some seemingly overwhelming challenges with the pandemic and our state's tragic wildfires. But thanks to an historic commitment by Governor Newsom and his administration, this year has also provided an opportunity to get big things done, the likes of which we have never witnessed.

Opportunities to prevent and potentially end homelessness, increase housing production, remove barriers to construction and improve affordability.

The Governor's California Comeback Plan provides an incredible \$10 billion for affordable housing and another \$12 billion to create housing opportunities for those experiencing or at high risk of homelessness.

What will that ultimately mean for California? \$22 billion will mean somewhere in the neighborhood of 84,000 new units, of which close to 44,000 new homes and treatment beds will come online for those experiencing homelessness.

With our nation-leading Homekey program and our newest initiative – the California Housing Accelerator – it is our goal to get a large amount of quality affordable housing online as expeditiously as we possibly can for those who need it most.

When taken together and combined with the many other significant programs administered by HCD, it all adds up to real progress in our quest to create housing and end California's housing crisis.

We all recognize that Homekey and the California Housing Accelerator are impactful, innovative ideas, but they are just part of the picture. In addition to helping our most vulnerable residents get housed, we are also focused on keeping people housed.

With funds provided by the federal government, California is in the process of distributing billions of dollars to provide pandemic-related rent relief in this state, covering 100 percent of back rent utilities and some future rent for thousands of families affected by the pandemic, and more money to pay past due utility bills.

So as you can see, the resources are there - now it's time to get to work and build a lot more housing.

Part of our challenge is we must continue to hold local jurisdictions accountable should they not honor their housing commitments.

Our Housing Accountability Unit within HCD plays a critical role in ensuring that local leaders fulfill their legal responsibility to plan, zone for, and permit their share of the state's housing needs.

We're here to help them through that process, and we will be proactively staying on top of noncompliance issues. The stakes are too high for anything less.

That's why, looking ahead to 2022, we hope to see our first Prohousing-designated cities. This program is designed to provide incentives for cities and counties to remove barriers and create the housing we need. Because remember – for every unit of housing we create, there is a real story of a family whose lives will be improved immeasurably.

In addition, another major deliverable you will see from HCD will be the release of our Statewide Housing Plan, which will guide our future work for the next seven or so years.

Our objectives are to keep Californians in their homes, produce more affordable and climate-smart housing, and act with urgency to address homelessness and housing needs by connecting people with affordable housing faster. We want to be sure we are creating housing in areas that reduce the effects of greenhouse gas emissions, as well as reduce vehicle miles travelled.

As Californians, when we work together to tackle threats, backed by bold investment, strong collaboration, and greater urgency, we can make a huge difference in the future of our state and the lives of many, many Californians. It's a calling worth all our efforts.



## Key Accomplishments

Fiscal Year 2020-21 State and Federal Assistance Awards and Outcomes at a Glance

<b>Total # of Awards Made Statewide</b>	<b>1,022</b>
<b>\$1,681,361,216</b>	<b>Total Amount Awarded</b>
<b>Total HCD Assisted and Regulated Units</b>	<b>7,704</b>
<b>9,936</b>	<b>Total New Housing Units</b>
<b>Total Rehab Housing Units</b>	<b>976</b>

- **HCD launched the Prohousing Designation Program, which provides incentives to cities and counties in the form of additional points or other preference in the scoring of competitive housing, community development, and infrastructure programs.** HCD established the Prohousing Designation Program to administer these incentives. Local governments can receive a designation when implementing Prohousing policies and receive an advantage when applying for several funding programs, including:
  - Affordable Housing & Sustainable Communities (AHSC)
  - Infill Infrastructure Grant (IIG)
  - Transformative Climate Communities (TCC)



- **Local Early Action Planning Grants (LEAP)**

- LEAP is part of the broader program formerly known as the Local Government Planning Support Grants Program, which was established as part of the 2019-20 Budget Act. The 2019-20 Budget Act provides a spectrum of support, incentives, resources, and accountability to meet California's housing goals.
- The grants are anticipated to set the stage, through planning documents, for the acceleration of over 770,000 housing units. The LEAP grants accompany a similar planning grant (REAP) which was awarded to regional governments for housing planning purposes, a landmark effort for the state.

- **Surplus Land Act Implementation**

- Starting January 2021, HCD has had expanded authority over the Surplus Land Act. HCD is charged with reviewing notices of land that local agencies are planning to dispose of, and review dispositions to ensure that affordable housing groups were properly noticed and that the land maintains affordability provisions.

- **Implemented Emergency Solutions Grant – Coronavirus Relief Funds (ESG-CV). Outcomes for ESG (annual) for the reporting period: July 1, 2020, to June 30, 2021, are:**
  - 2209 households were rapidly rehoused
  - 8000 persons were provided emergency shelter
  - Total number of bed nights provided was 1.5 million
  - Total number of bed nights available was 2.2 million
  
- **Launched nationally recognized Homekey Program to rapidly house people experiencing or at risk of homelessness during the COVID-19 pandemic.**
  - Published Homekey: A Journey Home 2021 Legislative Report highlighting the success of the initial Homekey Program.

# Statutory Basis of This Report

This report is produced in response to several statutory mandates. The primary requirement is Health and Safety Code Section 50408:

- (a) On or before December 31 of each year, the department shall submit an annual report to the Governor and both houses of the Legislature on the operations and accomplishments during the previous fiscal year of the housing programs administered by the department, including, but not limited to, the Emergency Housing and Assistance program and Community Development Block Grant activity.
- (b) The report shall include all of the following information:
  - (1) The number of units assisted by these programs.
  - (2) The number of individuals and households served and their income levels.
  - (3) The distribution of units among various areas of the state.
  - (4) The amount of other public and private funds leveraged by the assistance provided by these programs.
  - (5) Information detailing the assistance provided to various groups of persons by programs that are targeted to assist those groups.
  - (6) The information required to be reported pursuant to Section 17031.8.
  - (7) An evaluation, in collaboration with the Department of Veterans Affairs, of any program established by the department pursuant to Article 3.2 (commencing with Section 987.001) of Chapter 6 of Division 4 of the Military and Veterans Code.
  - (8) An evaluation of any program established by the Department to meet the legal requirements of the Federal Housing Trust Fund program guidelines.

Items (b)(1) through (b)(7) are included in this report.

Health and Safety Code Section 17031.8, cited in subdivision (b)(6), describes information from HCD's Employee Housing Act regulatory program, administered, and reported separately, by HCD's Division of Codes and Standards.

This report also includes six-month implementation reports on new state-enacted programs, as required by Government Code Section 11017.5, including:

- AB 1618, Chapter 43, Statutes of 2016, signed on July 1, 2017. First awards for No Place Like Home program awarded 2018-19 fiscal year.
- AB 90, Chapter 686, Statutes of 2015, which authorized the Department to administer federal Housing Trust Fund monies. An allocation plan was completed in 2017, and the first funds were released in 2018 and awarded in fiscal year 2018-19.

This report also includes annual information on Proposition 1C housing bond expenditures as required by Government Code Section 16724.4:

16724.4. Any state bond measure approved by the voters on or after January 1, 2004, shall be subject to an annual reporting process, as follows:

- (a) The head of the lead state agency administering the bond proceeds shall report to the Legislature and the Department of Finance no later than January 1, 2005, or the January 1 of the second year following the enactment of the bond measure, whichever is later, and at least once a year thereafter. The annual report shall contain all of the following:
  - (1) A list of all projects and their geographical location that have been funded or are required or authorized to receive funds.
  - (2) The amount of funds allocated on each project.
  - (3) The status of any project required or authorized to be funded.
- (b) Costs of the report may be included in the cost of administering the bond measure unless the measure specifically prohibits those expenses.

This report also includes information on tenants in units supported by the MHP-SH, as required by Health and Safety Code Section 50675.14(f):

- (a) A borrower shall, beginning the second year after supportive housing project occupancy, include the following data in his or her annual report to the department. However, a borrower who submits an annual evaluation pursuant to subdivision (c) may, instead, include this information in the evaluation:

- (1) The length of occupancy by each supportive housing resident for the period covered by the report.
  - (2) Changes in each supportive housing resident's employment status during the previous year.
  - (3) Changes in each supportive housing resident's source and amount of income during the previous year.
- (b) The department shall include aggregate data with respect to the supportive housing projects described in this section in the report that it submits to the Legislature pursuant to Section 50675.12.

HCD is required to report annual information on AB 73 (Housing Sustainability District Program, Chapter 371, statute of 2017) pursuant to Government Code Section 66209. **There were no program reviews this fiscal year.**

HCD is required to report annual information on AB 1505 (Inclusionary Rental Housing Ordinance Reviews) pursuant to Government Code section 65850.01, subdivision (f). **There were no ordinance reviews this fiscal year.**

# Commonly Used Housing Terms and Acronyms

<b>ADA</b>	Americans With Disabilities Act (Section 504)
<b>AFFH</b>	Affirmatively Furthering Fair Housing
<b>AHSC</b>	Affordable Housing and Sustainable Communities
<b>CalHome</b>	CalHome
<b>CDBG</b>	Community Development Block Grant (CPD program)
<b>CDLAC</b>	CA Debt Limit Allocation Committee
<b>CESH</b>	California Emergency Solutions and Housing Program
<b>CalHFA</b>	California Housing Finance Agency
<b>CoC</b>	Continuum of Care
<b>COG</b>	Council of Governments
<b>CV</b>	Coronavirus / CARES Act funding
<b>DEI</b>	Diversity, Equity, and Inclusion
<b>DFEH</b>	Department of Fair Employment and Housing
<b>EIR</b>	Environmental Impact Report
<b>ESG</b>	Emergency Shelter Grants (CPD program)
<b>Extremely Low-Income Household (ELI)</b>	A household with an annual income no greater than 30 percent of the area median family income adjusted by household size.

<b>Fair Housing Act</b>	1968 act (amended in 1974 and 1988) providing HUD Secretary with fair housing enforcement and investigation responsibilities.
<b>FMR</b>	Fair Market Rent
<b>FY</b>	Fiscal year
<b>GF</b>	General Fund
<b>GHG emissions</b>	Greenhouse Gas emissions
<b>HAP</b>	Housing Assistance Payments
<b>HCD</b>	California Department of Housing and Community Development
<b>HCV</b>	Housing Choice Voucher
<b>HNP</b>	Housing Navigators Program
<b>HOME</b>	Home Investment Partnerships (CPD program)
<b>HOPE VI</b>	Program for Revitalization of Severely Distressed Public Housing (PIH program)
<b>HOPWA</b>	Housing Opportunities for Persons with AIDS (CPD program)
<b>HRPP</b>	Housing-Related Parks Program
<b>HUD</b>	U.S. Department of Housing and Urban Development
<b>HUD-VASH</b>	HUD-Veterans Affairs Supportive Housing program
<b>IIG</b>	Infill Infrastructure Grant Program

<b>Inclusionary Zoning (IZ)</b>	A locally adopted regulatory program that requires that a specific percentage of housing units in a project or development remain affordable to very low- and low-income households for a specified period.
<b>Infill Development</b>	Development of vacant or underutilized land
<b>Infrastructure</b>	Public facilities and services like sewage disposal systems, water-supply systems, other utility systems, schools, and roads.
<b>Jobs/Housing Balance</b>	A balance within a given area between the number and types of jobs with the amount and cost of housing.
<b>LEAP</b>	Local Early Action Planning Grants Program
<b>LHTF</b>	Local Housing Trust Fund
<b>LIHTC</b>	Low Income Housing Tax Credit
<b>Linkage</b>	The practice of offsetting the impact of employment on the need for housing within a community by conditioning approval of a project on the provision of housing units or the payment of an equivalent in-lieu fee

<b>Low-Income Household (LI)</b>	A household with an annual income that ranges over 50 percent of area median family income to 80 percent of area median family income, adjusted by household size.
<b>Low-Income Housing Tax Credits (LIHTC)</b>	Tax reductions provided by the federal and state governments for investors in developments that provide housing for low-income households.
<b>Manufactured Housing</b>	Residential structures built to federal standards that are constructed entirely in the factory and transported to the home site.
<b>MHP</b>	Multifamily Housing Program
<b>MHP-SP</b>	Multifamily Hsg Program-Supportive Housing (see also SMMHP)
<b>Mixed-Use</b>	Properties on which various uses such as office, commercial, institutional, and residential are combined in an integrated development project with significant functional interrelationships and a coherent physical design.
<b>Mobilehome</b>	A structure, transportable in one or more sections, built on a permanent chassis and designed for use as a single-family dwelling unit.

<b>Moderate-Income Household</b>	A household with an annual income that ranges between the lower income eligibility limits established by the U.S. Department of Housing and Urban Development (HUD) for the Section 8 Rental Assistance Program.
<b>Modular Unit</b>	Also called “factory-built housing.” A factory-fabricated, transportable building or major component designed for use singly or for incorporation with similar units on site into a structure for residential, commercial, educational, or industrial use.
<b>MPROP</b>	Mobilehome Park Resident Ownership Program
<b>NEPA</b>	National Environmental Policy Act
<b>NHTF</b>	National Housing Trust Fund
<b>NOFA</b>	(HUD) Notice of Funding Availability
<b>Non-APC</b>	Non-competitive
<b>NPLH</b>	No Place Like Home
<b>OMS</b>	Office of Migrant Services
<b>Operating Subsidies</b>	Payments authorized by the U.S. Housing Act of 1937 for operating costs of low-rent public housing projects.
<b>PGP</b>	Planning Grant Program
<b>PHA</b>	Public Housing Authority

<b>PLHA</b>	Permanent Local Housing Allocation
<b>RDA</b>	Redevelopment Agency
<b>REAP</b>	Regional Early Action Planning Grant Program
<b>RHNA</b>	Regional Housing Needs Assessment
<b>RTPA</b>	Regional Transportation Planning Agency
<b>SB 2</b>	Senate Bill 2 (funding for Planning Grant Program, Permanent Local Housing Allocation)
<b>Section 8 Rental Assistance Program</b>	A federal rent-subsidy program that provides housing vouchers to assist very low-income families, the elderly, and the disabled to afford housing in the private market.
<b>Serna / FWHG</b>	Joe Serna, Jr. Farmworker Housing Grant Program
<b>SHMHP</b>	Supportive Housing Multifamily Housing Program (see also MHP-SP)
<b>SHP</b>	Supportive Housing Program
<b>SRO</b>	Single-Room Occupancy
<b>Sustainable Development</b>	Development that maintains or enhances equity, economic opportunity, and community well-being while protecting and restoring the natural environment upon which people and economies depend.
<b>TCAC</b>	Tax Credit Allocation Committee
<b>TCC</b>	Transformative Climate Communities



<b>THP</b>	Transitional Housing Program
<b>TOD</b>	Transit-Oriented Development Housing
<b>Transitional Housing</b>	Shelter provided people experiencing homelessness for an extended period generally accompanied by social services and counseling programs
<b>UMRs</b>	Uniform Multifamily Regulations
<b>USDA</b>	U.S. Department of Agriculture
<b>VA</b>	Veterans Affairs (U.S. Department of)
<b>VASH</b>	HUD-Veterans Affairs Supportive Housing Program
<b>Very Low-Income Household (VLI)</b>	A household with an annual income no greater than 50 percent of the area median family income adjusted by household size, as determined by a survey of incomes conducted by a city or a county, or in the absence of such a survey, based on the latest available eligibility limits established by the U.S. Department of Housing and Urban Development (HUD) for the Section 8 Rental Assistance Program.
<b>VHHP</b>	Veterans Housing & Homelessness Prevention

# 2020-2021 Program Awards by County

County and Program	# of Awards	Award Amounts	HCD Assisted or Regulated Units	New Housing Units	Rehab Housing Units	Other Activities	Type of Activity	Other Funds Leveraged
<b>Alameda</b>								
CalHome Gen (1)	4	\$8,492,500	74	74			Accessory Dwelling Units/Junior Accessory Dwelling Units, Mortgage Assistance, Project Development	
ESG (Federal - CV)	1	\$11,748,000				749	Emergency Shelter (ES) - Number of beds (249) Number HH Served (228) Number Persons Served (249), Rapid Re-Housing (RR) - Number of HH Served (186) Number Persons Served (550), Homeless Management Information System (HMIS), Grant Administration (GA)	
HNP (State GF)	1	\$246,700					Grants to counties for the support of housing navigators to help young adults aged 18 years and up to 21 years secure and maintain housing	
LEAP (State GF)	8	\$2,765,000					Grants to cities and counties for the preparation and adoption of planning documents, and process improvements that accelerate housing production and facilitate compliance to implement the sixth-cycle Regional Housing Needs Assessment	
LHTF (1)	4	\$18,333,333					New construction	
MHP (1)	2	\$18,612,439	104	116			New construction	\$79,435,655
MHP (46)	1	\$1,025,150	58	59			New Construction	\$37,416,292
NPLH Non-APC (2)	3	\$32,000,975	68	202				\$131,765,840
PLHA (State SB2)	9	\$8,596,019					Grants to Local governments for housing-related projects and programs	
THP (State GF)	1	\$498,400					Grants to counties for child welfare services agencies to help young adults aged 18 to 25 years find and maintain housing	
TOD (1)	5	\$29,942,733	733	761			New construction, Infrastructure	\$550,287,170
ESG (Federal)	1	\$365,315				88	Homelessness Prevention, Emergency Shelter, Rapid Re-housing	

County and Program	# of Awards	Award Amounts	HCD Assisted or Regulated Units	New Housing Units	Rehab Housing Units	Other Activities	Type of Activity	Other Funds Leveraged
<b>County Total:</b>	<b>40</b>	<b>\$132,626,564</b>	<b>1,037</b>	<b>1,212</b>	<b>0</b>	<b>837</b>		<b>\$798,904,957</b>
<b>Alpine</b>								
County Total:	0	\$0	0	0	0	0		\$0
Amador								
HNP (State GF)	1	\$5,460					Grants to counties for the support of housing navigators to help young adults aged 18 years and up to 21 years secure and maintain housing	
LEAP (State GF)	2	\$130,000					Grants to cities and counties for the preparation and adoption of planning documents, and process improvements that accelerate housing production and facilitate compliance to implement the sixth-cycle Regional Housing Needs Assessment	
REAP (State SB2)	1	\$444,004					Planning Grant	
THP (State GF)	1	\$5,600					Grants to counties for child welfare services agencies to help young adults aged 18 to 25 years find and maintain housing	
CDBG (Federal - CV)	3	\$192,528				258	Neighborhood Facilities(146), Subsistence Payments (100), ED Assistance for Profits (12)	
<b>County Total:</b>	<b>8</b>	<b>\$777,592</b>	<b>0</b>	<b>0</b>	<b>0</b>	<b>258</b>		<b>\$0</b>
<b>Amador/ Calaveras/ Tuolumne/ Mariposa</b>								
ESG (Federal - CV)	1	\$2,257,800				1,552	Emergency Shelter (ES) - Number of beds (130) Number of Cribs (5) Number HH Served (426) Number Persons Served (752), Street Outreach (SO) - Number HH Served (360) Number Persons Served (360), Rapid Re-Housing (RR) - Number HH Served (110) Number Persons Served (440) /Homeless Management Information System (HMIS), Grant Administration (GA)	
<b>COC Total:</b>	<b>1</b>	<b>\$2,257,800</b>	<b>0</b>	<b>0</b>	<b>0</b>	<b>1,552</b>		<b>\$0</b>

County and Program	# of Awards	Award Amounts	HCD Assisted or Regulated Units	New Housing Units	Rehab Housing Units	Other Activities	Type of Activity	Other Funds Leveraged
<b>Butte</b>								
CDBG (Federal - CV)	2	\$394,789				6,000	Acquisition of Property-570.201 (a) (1,800), Food Banks (4,200)	
ESG (Federal - CV)	1	\$6,698,446				2,200	Emergency Shelter (ES) - Number of beds (190) Number of Cribs (5) Number HH Served (750) Number Persons Served (1500), Street Outreach (SO) - Number HH Served (250) Number Persons Served (500) /Rapid Re-Housing (RR) - Number HH Served (100) Number Persons Served (200), Homeless Management Information System (HMIS), Grant Administration (GA)	
HNP (State GF)	1	\$35,505					Grants to counties for the support of housing navigators to help young adults aged 18 years and up to 21 years secure and maintain housing	
NPLH Non-APC (2)	1	\$2,734,965	15	40				\$11,704,445
PLHA (State SB2)	1	\$137,051					Grants to Local governments for housing-related projects and programs	
REAP (State SB2)	1	\$662,501					Planning Grant	
THP (State GF)	1	\$41,600					Grants to counties for child welfare services agencies to help young adults aged 18 to 25 years find and maintain housing	
ESG (Federal - CV)	1	\$121,636				253	Homelessness Prevention, Street Outreach, Rapid Re-housing	
HOME (Federal)	1	\$1,000,000	9				Owner Occupied Rehab, First-Time Homebuyer Program	
CDBG (Federal)	9	\$4,299,636				3,347	Micro Enterprise Assist. (14), Homebuyer Downpayment Assistance - excluding Housing Counseling under 24 CFR 5.100 (9), Operating Costs Homeless/AIDS Patients (2,100), Youth Services (247), Services for Victims of Domestic Violence, Dating Violence, Sexual Assault, or Stalking (450), Housing Information and referral services (520), Rehab; Single-Unit Residential (7)	

County and Program	# of Awards	Award Amounts	HCD Assisted or Regulated Units	New Housing Units	Rehab Housing Units	Other Activities	Type of Activity	Other Funds Leveraged
<b>County Total:</b>	<b>19</b>	<b>\$16,126,129</b>	<b>24</b>	<b>40</b>	<b>0</b>	<b>11,800</b>		<b>\$11,704,445</b>
<b>Calaveras</b>								
CDBG (Federal - CV)	1	\$68,004				38	ED Micro-Enterprise Assistance (38)	
CDBG (Federal)	5	\$1,541,253				8,421	Micro Enterprise Assist. (15), ED Assistance to For-Profits (30), Community Development Planning (3,836), Senior Services (540), Food Banks (4,000)	
HNP (State GF)	1	\$8,650					Grants to counties for the support of housing navigators to help young adults aged 18 years and up to 21 years secure and maintain housing	
REAP (State SB2)	1	\$200,970					Planning Grant	
THP (State GF)	1	\$10,400					Grants to counties for child welfare services agencies to help young adults aged 18 to 25 years find and maintain housing	
<b>County Total:</b>	<b>9</b>	<b>\$1,829,277</b>	<b>0</b>	<b>0</b>	<b>0</b>	<b>8,459</b>		<b>\$0</b>
<b>Colusa</b>								
REAP (State SB2)	1	\$182,275					Planning Grant	
<b>County Total:</b>	<b>1</b>	<b>\$182,275</b>	<b>0</b>	<b>0</b>	<b>0</b>	<b>0</b>		<b>\$0</b>
<b>Colusa/Glenn/Trinity</b>								
ESG (Federal - CV)	1	\$637,800				352	Emergency Shelter (ES) - Number of beds (450) Number of Cribs (22) Number HH Served (91) Number Persons Served (143), Street Outreach (SO) - Number HH Served (160) Number Persons Served (160), Rapid Re-Housing (RR) - Number HH Served (16) Number Persons Served (49), Homeless Management Information System (HMIS), Grant Administration (GA)	
<b>COC Total:</b>	<b>1</b>	<b>\$637,800</b>	<b>0</b>	<b>0</b>	<b>0</b>	<b>352</b>		<b>\$0</b>
<b>Contra Costa</b>								
HNP (State GF)	1	\$116,980					Grants to counties for the support of housing navigators to help young adults aged 18 years and up to 21 years secure and maintain housing	

County and Program	# of Awards	Award Amounts	HCD Assisted or Regulated Units	New Housing Units	Rehab Housing Units	Other Activities	Type of Activity	Other Funds Leveraged
LEAP (State GF)	14	\$2,745,000					Grants to cities and counties for the preparation and adoption of planning documents, and process improvements that accelerate housing production and facilitate compliance to implement the sixth-cycle Regional Housing Needs Assessment	
LHTF (1)	1	\$2,000,000					New construction	
NPLH Non-APC (2)	1	\$2,231,574	8	96				\$73,916,560
PLHA (State SB2)	2	\$532,684					Grants to Local governments for housing-related projects and programs	
THP (State GF)	1	\$113,600					Grants to counties for child welfare services agencies to help young adults aged 18 to 25 years find and maintain housing	
ESG (Federal - CV)	2	\$388,494				1,638	Homelessness Prevention, Emergency Shelter, Rapid Re-housing, Street Outreach	
ESG (Federal - CV)	1	\$6,065,100				904	Emergency Shelter (ES) - Number of beds (566) Number of Cribs (5) Number HH Served (797) Number Persons Served (904), Homeless Management Information System (HMIS), Grant Administration (GA)	
<b>County Total:</b>	<b>23</b>	<b>\$14,193,432</b>	<b>8</b>	<b>96</b>	<b>0</b>	<b>2,542</b>		<b>\$73,916,560</b>
<b>Del Norte</b>								
CDBG (Federal - CV)	3	\$615,053				1,510	Senior Services (300), Employment Training (10), Food Banks (1,200)	
CDBG (Federal)	5	\$1,480,750				8,574	Micro Enterprise Assist. (10), ED Assistance to For-Profits (15), Economic Development Planning (25), Services for Victims of Domestic Violence, Dating Violence, Sexual Assault, or Stalking (24), Food Banks (8,500)	
THP (State GF)	1	\$1,600					Grants to counties for child welfare services agencies to help young adults aged 18 to 25 years find and maintain housing	
<b>County Total:</b>	<b>9</b>	<b>\$2,097,403</b>	<b>0</b>	<b>0</b>	<b>0</b>	<b>10,084</b>		<b>\$0</b>
<b>El Dorado</b>								
CDBG (Federal - CV)	1	\$138,950				75	Child Care Services	

County and Program	# of Awards	Award Amounts	HCD Assisted or Regulated Units	New Housing Units	Rehab Housing Units	Other Activities	Type of Activity	Other Funds Leveraged
ESG (Federal - CV)	2	\$267,326				138	Homelessness Prevention, Emergency Shelter, Rapid Re-housing	
ESG (Federal - CV)	1	\$1,153,000				63	Emergency Shelter (ES) - Number of beds (6) Number of Cribs (2) Number HH Served (15) Number Persons Served (30), Rapid Re-Housing (RR) - Number HH Served (16) Number Persons Served (33), Grant Administration (GA)	
HNP (State GF)	1	\$26,855					Grants to counties for the support of housing navigators to help young adults aged 18 years and up to 21 years secure and maintain housing	
LEAP (State GF)	1	\$500,000					Grants to cities and counties for the preparation and adoption of planning documents, and process improvements that accelerate housing production and facilitate compliance to implement the sixth-cycle Regional Housing Needs Assessment	
PLHA (State SB2)	2	\$645,698					Grants to Local governments for housing-related projects and programs	
PLHA Comp (State SB2)	2	\$1,617,000					Grants to Local governments to assist persons experiencing or At risk of homelessness and investments that increase the supply of housing to households with incomes of 60 percent or less of AMI	
THP (State GF)	1	\$32,000					Grants to counties for child welfare services agencies to help young adults aged 18 to 25 years find and maintain housing	
HOME (Federal)	1	\$983,000	5	5			Rental New Construction	
CDBG (Federal)	1	\$977,056				3,730	Parks, Recreational Facilities (3730)	
<b>County Total:</b>	<b>13</b>	<b>\$6,340,885</b>	<b>5</b>	<b>5</b>	<b>0</b>	<b>4,006</b>		<b>\$0</b>
<b>Fresno</b>								
CalHome Gen (1)	2	\$6,430,000	30	30			Mortgage Assistance, Owner Occupied Rehab, Project Development, Self-Help Technical Assistance	
CDBG (Federal - CV)	6	\$595,505				640	Subsistence Payments (440), Food Banks (200)	

County and Program	# of Awards	Award Amounts	HCD Assisted or Regulated Units	New Housing Units	Rehab Housing Units	Other Activities	Type of Activity	Other Funds Leveraged
ESG (Federal - CV)	1	\$282,746				130	Homelessness Prevention, Emergency Shelter, Rapid Re-housing, Street Outreach, HMIS	
HNP (State GF)	1	\$144,290					Grants to counties for the support of housing navigators to help young adults aged 18 years and up to 21 years secure and maintain housing	
LEAP (State GF)	8	\$2,560,000					Grants to cities and counties for the preparation and adoption of planning documents, and process improvements that accelerate housing production and facilitate compliance to implement the sixth-cycle Regional Housing Needs Assessment	
MHP (1)	1	\$11,398,771	60	61			New construction	\$21,696,327
NPLH Non-APC (2)	1	\$20,000,000	50		141			\$35,475,012
PGP (State SB2)	1	\$160,000					Preparation, adoption, and implementation of plans that streamline housing approvals and accelerate housing production	
PLHA (State SB2)	5	\$5,387,166					Grants to Local governments for housing-related projects and programs	
Serna MF (1)	2	\$15,000,000	151	153			New construction	\$33,376,669
THP (State GF)	1	\$116,000					Grants to counties for child welfare services agencies to help young adults aged 18 to 25 years find and maintain housing	
HOME (Federal)	2	\$1,000,000	8	8	5		Owner Occupied Rehab, First-Time Homebuyer Program	
CDBG (Federal)	4	\$7,655,308				35,156	Fire Station/Equipment (4,745), Code Enforcement (12,000), Community Development Planning (15,286), Water/Sewer Improvements (3,125)	
<b>County Total:</b>	<b>35</b>	<b>\$70,729,786</b>	<b>299</b>	<b>252</b>	<b>146</b>	<b>35,926</b>		<b>\$90,548,008</b>



County and Program	# of Awards	Award Amounts	HCD Assisted or Regulated Units	New Housing Units	Rehab Housing Units	Other Activities	Type of Activity	Other Funds Leveraged
<b>Fresno/Madera</b>								
ESG (Federal - CV)	1	\$2,520,100				240	Emergency Shelter (ES) - Number of beds (20) Number of Cribs (5) Number HH Served (50) Number Persons Served (110), Street Outreach (SO) - Number HH Served (100) Number Persons Served (100), Rapid Re-Housing (RR) - Number HH Served (25) Number Persons Served (30), Homeless Management Information System (HMIS), Grant Administration (GA)	
<b>COC Total:</b>	<b>1</b>	<b>\$2,520,100</b>	<b>0</b>	<b>0</b>	<b>0</b>	<b>240</b>		<b>\$0</b>
<b>Glenn</b>								
ESG (Federal - CV)	4	\$217,731				70	Rapid Re-housing, HMIS	
HNP (State GF)	1	\$6,370					Grants to counties for the support of housing navigators to help young adults aged 18 years and up to 21 years secure and maintain housing	
LEAP (State GF)	2	\$365,000					Grants to cities and counties for the preparation and adoption of planning documents, and process improvements that accelerate housing production and facilitate compliance to implement the sixth-cycle Regional Housing Needs Assessment	
MHP (1)	1	\$6,905,287	35	36			New construction	\$7,431,229
PLHA (State SB2)	3	\$293,016					Grants to Local governments for housing-related projects and programs	
THP (State GF)	1	\$4,800					Grants to counties for child welfare services agencies to help young adults aged 18 to 25 years find and maintain housing	
CDBG (Federal - CV)	2	\$166,933				20	ED Micro-Enterprise Assistance (20)	
HOME (Federal)	2	\$6,320,330	67	32			Rental New Construction	
<b>County Total:</b>	<b>16</b>	<b>\$14,279,467</b>	<b>102</b>	<b>68</b>	<b>0</b>	<b>90</b>		<b>\$7,431,229</b>

County and Program	# of Awards	Award Amounts	HCD Assisted or Regulated Units	New Housing Units	Rehab Housing Units	Other Activities	Type of Activity	Other Funds Leveraged
<b>Humboldt</b>								
CDBG (Federal - CV)	6	\$644,629				3,654	Homeless Facilities (not operating costs) (72), Water/Sewer Improvements (11), Health Facilities (3,105), Operating Costs Homeless/AIDS Patients (100), Senior Services (209), Subsistence Payments (157)	
ESG (Federal - CV)	1	\$139,208				6	Rapid Re-housing	
ESG (Federal - CV)	1	\$5,483,800				459	Emergency Shelter (ES) - Number of beds (20) Number HH Served (40) Number Persons Served (44), Street Outreach (SO) - Number HH Served (300) Number Persons Served (350), Rapid Re-Housing (RR) - Number HH Served (65) Number Persons Served (65), Homeless Management Information System (HMIS), Grant Administration (GA)	
HNP (State GF)	1	\$30,495					Grants to counties for the support of housing navigators to help young adults aged 18 years and up to 21 years secure and maintain housing	
LEAP (State GF)	3	\$195,000					Grants to cities and counties for the preparation and adoption of planning documents, and process improvements that accelerate housing production and facilitate compliance to implement the sixth-cycle Regional Housing Needs Assessment	
PGP (State SB2)	1	\$160,000					Preparation, adoption, and implementation of plans that streamline housing approvals and accelerate housing production	
PLHA (State SB2)	1	\$344,448					Grants to Local governments for housing-related projects and programs	
THP (State GF)	1	\$32,800					Grants to counties for child welfare services agencies to help young adults aged 18 to 25 years find and maintain housing	
HHC (Federal)	1	\$4,066,583	24	49			Rental New Construction	
HOME (Federal)	1	\$1,000,000	50				Tenant Based Rental Assistance (TBRA)	

County and Program	# of Awards	Award Amounts	HCD Assisted or Regulated Units	New Housing Units	Rehab Housing Units	Other Activities	Type of Activity	Other Funds Leveraged
CDBG (Federal)	2	\$792,951				249	Acquisition of Property - 570.201 (a) (43), Other Public Improvements (206)	
<b>County Total:</b>	<b>19</b>	<b>\$12,889,914</b>	<b>74</b>	<b>49</b>	<b>0</b>	<b>4,368</b>		<b>\$0</b>
<b>Imperial</b>								
CDBG (Federal - CV)	5	\$584,527				3,507	Subsistence Payments (3,507)	
ESG (Federal - CV)	1	\$3,028,100				1,237	Emergency Shelter (ES) - Number of beds (25) Number of Cribs (5) Number HH Served (100) Number Persons Served (250), Street Outreach (SO) - Number HH Served (500) Number Persons Served (750), Homelessness Prevention (HP) - Number HH Served (30) Number Persons Served (75), Rapid Re-Housing (RR) - Number HH Served (65) Number Persons Served (162), Homeless Management Information System (HMIS), Grant Administration (GA)	
HNP (State GF)	1	\$38,690					Grants to counties for the support of housing navigators to help young adults aged 18 years and up to 21 years secure and maintain housing	
LEAP (State GF)	4	\$515,000					Grants to cities and counties for the preparation and adoption of planning documents, and process improvements that accelerate housing production and facilitate compliance to implement the sixth-cycle Regional Housing Needs Assessment	
Serna MF (1)	3	\$16,726,686	88	168			New construction	\$40,188,827
Serna MF (SB2)	1	\$4,894,682	36	48			New construction	\$15,108,129
Serna SF (1)	1	\$500,000	20	103			New construction	\$21,382,000
THP (State GF)	1	\$41,600					Grants to counties for child welfare services agencies to help young adults aged 18 to 25 years find and maintain housing	
ESG (Federal - CV)	1	\$161,478				18	Rapid Re-housing	
HOME (Federal)	2	\$6,320,330	107	32			Rental New Construction, TBRA	

County and Program	# of Awards	Award Amounts	HCD Assisted or Regulated Units	New Housing Units	Rehab Housing Units	Other Activities	Type of Activity	Other Funds Leveraged
CDBG (Federal)	1	\$3,000,000				1,235	Water/Sewer Improvements (1,235)	
<b>County Total:</b>	<b>21</b>	<b>\$35,811,093</b>	<b>251</b>	<b>351</b>	<b>0</b>	<b>5,997</b>		<b>\$76,678,956</b>
<b>Inyo</b>								
REAP (State SB2)	1	\$121,517					Planning Grant	
ESG (Federal - CV)	2	\$183,052				249	Homelessness Prevention, Emergency Shelter, HMIS	
CDBG (Federal - CV)	1	\$50,233				1,000	Health Facilities (1,000)	
<b>County Total:</b>	<b>4</b>	<b>\$354,802</b>	<b>0</b>	<b>0</b>	<b>0</b>	<b>1,249</b>		<b>\$0</b>
<b>Inyo/Mono/Alpine</b>								
ESG (Federal - CV)	1	\$2,084,700				589	Emergency Shelter (ES) - Number of beds (20) Number HH Served (250) Number Persons Served (309), Street Outreach (SO) - Number HH Served (65) Number Persons Served (67), Rapid Re-Housing (RR) - Number HH Served (140) Number Persons Served (213), Homeless Management Information System (HMIS), Grant Administration (GA)	
<b>COC Total:</b>	<b>1</b>	<b>\$2,084,700</b>	<b>0</b>	<b>0</b>	<b>0</b>	<b>589</b>		<b>\$0</b>
<b>Kern</b>								
CalHome Gen (1)	1	\$1,500,000	6	6			Mortgage Assistance, Owner Occupied Rehab	
ESG (Federal - CV)	1	\$261,840				52	Emergency Shelter, Rapid Re-housing, HMIS	
ESG (Federal - CV)	1	\$1,813,400				3,148	Emergency Shelter (ES) - Number of beds (370) Number HH Served (370) Number Persons Served (370), Street Outreach (SO) - Number HH Served (2034) Number Persons Served (2356), Rapid Re-Housing (RR) -Number HH Served (744) Number Persons Served (744), Homeless Management Information System (HMIS), Grant Administration (GA)	

County and Program	# of Awards	Award Amounts	HCD Assisted or Regulated Units	New Housing Units	Rehab Housing Units	Other Activities	Type of Activity	Other Funds Leveraged
LEAP (State GF)	5	\$1,700,000					Grants to cities and counties for the preparation and adoption of planning documents, and process improvements that accelerate housing production and facilitate compliance to implement the sixth-cycle Regional Housing Needs Assessment	
NPLH Non-APC (2)	1	\$375,469	5	5				\$278,117
PLHA (State SB2)	4	\$4,354,963					Grants to Local governments for housing-related projects and programs	
Serna MF (1)	2	\$8,438,845	65	72	60		New Construction and Rehabilitation	\$27,469,266
THP (State GF)	1	\$163,200					Grants to counties for child welfare services agencies to help young adults aged 18 to 25 years find and maintain housing	
CDBG (Federal - CV)	2	\$210,659				135	Health Services (100), Subsistence Payments (35)	
<b>County Total:</b>	<b>18</b>	<b>\$18,818,376</b>	<b>76</b>	<b>83</b>	<b>60</b>	<b>3,335</b>		<b>\$27,747,383</b>
<b>Kings</b>								
CalHome Gen (1)	1	\$750,000	7	7			Mortgage Assistance	
CDBG (Federal - CV)	5	\$986,294				475	Subsistence Payments (475)	
HNP (State GF)	1	\$34,135					Grants to counties for the support of housing navigators to help young adults aged 18 years and up to 21 years secure and maintain housing	
LEAP (State GF)	2	\$215,000					Grants to cities and counties for the preparation and adoption of planning documents, and process improvements that accelerate housing production and facilitate compliance to implement the sixth-cycle Regional Housing Needs Assessment	
NPLH Non-APC (2)	1	\$9,666,964	22	72				\$22,517,270
PLHA (State SB2)	1	\$295,468					Grants to Local governments for housing-related projects and programs	

County and Program	# of Awards	Award Amounts	HCD Assisted or Regulated Units	New Housing Units	Rehab Housing Units	Other Activities	Type of Activity	Other Funds Leveraged
Serna MF (1)	1	\$5,231,901	35	72			New Construction	\$19,346,902
THP (State GF)	1	\$40,000					Grants to counties for child welfare services agencies to help young adults aged 18 to 25 years find and maintain housing	
HOME (Federal)	3	\$1,900,000	21		6		Owner Occupied Rehab, First-Time Homebuyer Program	
CDBG (Federal)	1	\$1,000,000				14	Homeownership Assistance - excluding Housing Counseling under 24 CFR 5.100 (14)	
<b>County Total:</b>	<b>17</b>	<b>\$20,119,762</b>	<b>85</b>	<b>151</b>	<b>6</b>	<b>489</b>		<b>\$41,864,172</b>
<b>Kings/Tulare</b>								
ESG (Federal - CV)	1	\$2,691,700				375	Emergency Shelter (ES) - Number of beds (87) Number HH Served (175) Number Persons Served (202), Street Outreach (SO) - Number HH Served (150) Number Persons Served (173), Homeless Management Information System (HMIS), Grant Administration (GA)	
<b>COC Total:</b>	<b>1</b>	<b>\$2,691,700</b>	<b>0</b>	<b>0</b>	<b>0</b>	<b>375</b>		<b>\$0</b>
<b>Lake</b>								
CalHome Gen (1)	2	\$768,250	13	13			Mortgage Assistance, Self-Help Technical Assistance	
CDBG (Federal - CV)	3	\$391,475				1,105	Neighborhood Facilities (100), Senior Services (1,000), ED Assistance for Profits (5)	
ESG (Federal - CV)	1	\$870,300				450	Emergency Shelter (ES) - Number of beds (30) Number of Cribs (2) Number HH Served (50) Number Persons Served (100), Street Outreach (SO) - Number HH Served (30) Number Persons Served (50), Homelessness Prevention (HP) - Number HH Served (50) Number Persons Served (100), Rapid Re-Housing (RR) -Number HH Served (75) Number Persons Served (200) , Grant Administration (GA)	

County and Program	# of Awards	Award Amounts	HCD Assisted or Regulated Units	New Housing Units	Rehab Housing Units	Other Activities	Type of Activity	Other Funds Leveraged
LEAP (State GF)	1	\$65,000					Grants to cities and counties for the preparation and adoption of planning documents, and process improvements that accelerate housing production and facilitate compliance to implement the sixth-cycle Regional Housing Needs Assessment	
Serna MF (SB2)	1	\$5,000,000	36	102			New Construction	\$34,698,870
REAP (State SB2)	1	\$261,729					Planning Grant	
CDBG (Federal)	1	\$250,000				14	Micro Enterprise Assist. (14)	
<b>County Total:</b>	<b>10</b>	<b>\$7,606,754</b>	<b>49</b>	<b>115</b>	<b>0</b>	<b>1,569</b>		<b>\$34,698,870</b>
<b>Lassen</b>								
CDBG (Federal - CV)	2	\$329,040				863	Fire Stations/Equipment (855), ED Assistance for Profits (8)	
HNP (State GF)	1	\$3,185					Grants to counties for the support of housing navigators to help young adults aged 18 years and up to 21 years secure and maintain housing	
THP (State GF)	1	\$6,400					Grants to counties for child welfare services agencies to help young adults aged 18 to 25 years find and maintain housing	
<b>County Total:</b>	<b>4</b>	<b>\$338,625</b>	<b>0</b>	<b>0</b>	<b>0</b>	<b>863</b>		<b>\$0</b>
<b>Los Angeles</b>								
CalHome Gen (1)	11	\$33,535,250	430	252	178		Accessory Dwelling Units/Junior Accessory Dwelling Units, Mortgage Assistance, Owner Occupied Rehab, Project Development, Conversion	\$1,196,897
CDBG (Federal - CV)	3	\$111,459				16,620	Senior Centers (200), Operating Costs Homeless/AIDS Patients (100), Other Public Facility Improvements (16,320)	
ESG (Federal - CV)	1	\$36,812,900				1,750	Rapid Re-Housing (RR) - Number of HH Served (1500) Number of Person Served (1750), Homeless Management Information System (HMIS), Grant Administration (GA)	
HHC (Federal)	2	\$15,013,836	62	125			Rental New Construction	

County and Program	# of Awards	Award Amounts	HCD Assisted or Regulated Units	New Housing Units	Rehab Housing Units	Other Activities	Type of Activity	Other Funds Leveraged
HNP (State GF)	1	\$1,771,171					Grants to counties for the support of housing navigators to help young adults aged 18 years and up to 21 years secure and maintain housing	
LEAP (State GF)	39	\$8,547,000					Grants to cities and counties for the preparation and adoption of planning documents, and process improvements that accelerate housing production and facilitate compliance to implement the sixth-cycle Regional Housing Needs Assessment	
LHTF (1)	2	\$6,000,000					New construction, Acquisition and rehabilitation	
MHP (1)	5	\$75,484,291	440	462			New construction	\$217,464,037
PGP (State SB2)	1	\$160,000					Preparation, adoption, and implementation of plans that streamline housing approvals and accelerate housing production	
PLHA (State SB2)	17	\$49,338,059					Grants to Local governments for housing-related projects and programs	
REAP (State SB2)	1	\$35,603,268					Planning Grant	
THP (State GF)	1	\$2,740,000					Grants to counties for child welfare services agencies to help young adults aged 18 to 25 years find and maintain housing	
TOD (1)	12	\$78,904,422	959	1,232	17		New construction, Infrastructure	\$737,933,323
ESG (Federal - CV)	1	\$1,120,909				83	Homelessness Prevention, Emergency Shelter, Rapid Re-housing, Street Outreach	
<b>County Total:</b>	<b>97</b>	<b>\$345,142,565</b>	<b>1,891</b>	<b>2,071</b>	<b>195</b>	<b>18,453</b>		<b>\$956,594,257</b>
<b>Madera</b>								
CalHome Gen (1)	2	\$1,200,000	45	45			Mortgage Assistance, Owner Occupied Rehab	
CDBG (Federal - CV)	1	\$92,456				9	ED Assistance for Profits (9)	
HNP (State GF)	1	\$23,215					Grants to counties for the support of housing navigators to help young adults aged 18 years and up to 21 years secure and maintain housing	



County and Program	# of Awards	Award Amounts	HCD Assisted or Regulated Units	New Housing Units	Rehab Housing Units	Other Activities	Type of Activity	Other Funds Leveraged
HOME (Federal)	1	\$500,000	5		2		Owner Occupied Rehab, First-Time Homebuyer Program	
LEAP (State GF)	1	\$65,000					Grants to cities and counties for the preparation and adoption of planning documents, and process improvements that accelerate housing production and facilitate compliance to implement the sixth-cycle Regional Housing Needs Assessment	
NPLH Non-APC (2)		\$217,522						
PLHA (State SB2)	1	\$110,382					Grants to Local governments for housing-related projects and programs	
THP (State GF)	1	\$16,000					Grants to counties for child welfare services agencies to help young adults aged 18 to 25 years find and maintain housing	
CDBG (Federal)	1	\$500,000				14	ED Assistance to For-Profits (14)	
<b>County Total:</b>	<b>9</b>	<b>\$2,724,575</b>	<b>50</b>	<b>45</b>	<b>2</b>	<b>23</b>		<b>\$0</b>
<b>Marin</b>								
ESG (Federal - CV)	1	\$84,942				28	Rapid Re-housing	
ESG (Federal - CV)	1	\$5,682,162				670	Emergency Shelter (ES) - Number of beds (63) Number HH Served (90) Number Persons Served (90), Street Outreach (SO) - Number HH Served (250) Number of Persons Served (280), Rapid Re-Housing (RR) - Number HH Served (200) Number Persons Served (300), Homeless Management Information System (HMIS), Grant Administration (GA)	
HNP (State GF)	1	\$12,745					Grants to counties for the support of housing navigators to help young adults aged 18 years and up to 21 years secure and maintain housing	
LEAP (State GF)	7	\$625,000					Grants to cities and counties for the preparation and adoption of planning documents, and process improvements that accelerate housing production and facilitate compliance to implement the sixth-cycle Regional Housing Needs Assessment	

County and Program	# of Awards	Award Amounts	HCD Assisted or Regulated Units	New Housing Units	Rehab Housing Units	Other Activities	Type of Activity	Other Funds Leveraged
NPLH Non-APC (2)	1	\$7,657,998	14	41				\$26,519,605
PLHA (State SB2)	1	\$725,571					Grants to Local governments for housing-related projects and programs	
THP (State GF)	1	\$39,200					Grants to counties for child welfare services agencies to help young adults aged 18 to 25 years find and maintain housing	
<b>County Total:</b>	<b>13</b>	<b>\$14,827,618</b>	<b>14</b>	<b>41</b>	<b>0</b>	<b>698</b>		<b>\$26,519,605</b>
<b>Mariposa</b>								
HNP (State GF)	1	\$2,275					Grants to counties for the support of housing navigators to help young adults aged 18 years and up to 21 years secure and maintain housing	
HOME (Federal)	1	\$500,000	8		3		Owner Occupied Rehab, First-Time Homebuyer Program	
LEAP (State GF)	1	\$65,000					Grants to cities and counties for the preparation and adoption of planning documents, and process improvements that accelerate housing production and facilitate compliance to implement the sixth-cycle Regional Housing Needs Assessment	
PLHA (State SB2)	1	\$128,455					Grants to Local governments for housing-related projects and programs	
REAP (State SB2)	1	\$60,758					Planning Grant	
THP (State GF)	1	\$4,800					Grants to counties for child welfare services agencies to help young adults aged 18 to 25 years find and maintain housing	
CDBG (Federal)	5	\$1,628,500				6,937	Micro Enterprise Assist. (150), ED Assistance to For-Profits (6,464), Rehab; Single-Unit Residential (3), Operating Costs Homeless/AIDS Patients (275), Direct Financial assistance for for-profits businesses (45)	
<b>County Total:</b>	<b>11</b>	<b>\$2,389,788</b>	<b>8</b>	<b>0</b>	<b>3</b>	<b>6,937</b>		<b>\$0</b>
<b>Mendocino</b>								
CDBG (Federal - CV)	4	\$548,395				1,485	Neighborhood Facilities (1,030), Subsistence Payments (420), ED Micro-Enterprise Assistance (35)	

County and Program	# of Awards	Award Amounts	HCD Assisted or Regulated Units	New Housing Units	Rehab Housing Units	Other Activities	Type of Activity	Other Funds Leveraged
ESG (Federal - CV)	7	\$904,522				1,234	Homelessness Prevention, Emergency Shelter, Rapid Re-housing, Street Outreach, HMIS	
ESG (Federal - CV)	1	\$5,463,823				640	Emergency Shelter (ES) - Number of beds (225) Number of Cribs (25) Number HH Served (500) Number Persons Served (750), Street Outreach (SO) - Number HH Served (100) Number Persons Served (150), Homelessness Prevention (HP) - Number HH Served (15) Number Persons Served (40), Rapid Re-Housing (RR), Homeless Management Information System (HMIS), Grant Administration (GA)	
HNP (State GF)	1	\$18,660					Grants to counties for the support of housing navigators to help young adults aged 18 years and up to 21 years secure and maintain housing	
LEAP (State GF)	1	\$150,000					Grants to cities and counties for the preparation and adoption of planning documents, and process improvements that accelerate housing production and facilitate compliance to implement the sixth-cycle Regional Housing Needs Assessment	
REAP (State SB2)	1	\$383,245					Planning Grant	
THP (State GF)	1	\$24,000					Grants to counties for child welfare services agencies to help young adults aged 18 to 25 years find and maintain housing	
CDBG (Federal)	10	\$2,991,951				15,863	ED Assistance to For-Profits (44), Micro Enterprise Assist. (14), Community Development Planning (11,150), Code Enforcement (4,655)	
<b>County Total:</b>	<b>26</b>	<b>\$10,484,596</b>	<b>0</b>	<b>0</b>	<b>0</b>	<b>19,222</b>		<b>\$0</b>
<b>Merced</b>								
CalHome Gen (1)	2	\$1,400,000	38	38			Mortgage Assistance, Owner Occupied Rehab	
CDBG (Federal - CV)	1	\$91,159				35	Subsistence Payments (35)	

County and Program	# of Awards	Award Amounts	HCD Assisted or Regulated Units	New Housing Units	Rehab Housing Units	Other Activities	Type of Activity	Other Funds Leveraged
ESG (Federal - CV)	1	\$147,575				25	Rapid Re-housing, HMIS	
ESG (Federal - CV)	1	\$3,170,800				335	Emergency Shelter (ES) - Number of Persons Served (130), Street Outreach (SO) - Number of Persons Served (150), Rapid Re-Housing (RR) - Number of Persons Served (155), Homeless Management Information System (HMIS), Grant Administration (GA)	
HNP (State GF)	1	\$60,535					Grants to counties for the support of housing navigators to help young adults aged 18 years and up to 21 years secure and maintain housing	
HOME (Federal)	1	\$1,600,000	72				Owner Occupied Rehab, First-Time Homebuyer Program	
LEAP (State GF)	3	\$365,000					Grants to cities and counties for the preparation and adoption of planning documents, and process improvements that accelerate housing production and facilitate compliance to implement the sixth-cycle Regional Housing Needs Assessment	
NPLH Non-APC (2)	1	\$631,401	3	70				\$33,141,743
PLHA (State SB2)	1	\$310,947					Grants to Local governments for housing-related projects and programs	
PLHA Comp (State SB2)	1	\$1,000,000					Grants to Local governments to assist persons experiencing or At risk of homelessness and investments that increase the supply of housing to households with incomes of 60 percent or less of AMI	
Serna MF (1)	1	\$4,400,310	29	60			New Construction	\$16,517,030
THP (State GF)	1	\$54,400					Grants to counties for child welfare services agencies to help young adults aged 18 to 25 years find and maintain housing	
CDBG (Federal)	3	\$3,800,000				7,775	Community Development Planning (5,040), Water/Sewer Improvements (1,235), Code Enforcement (1,500)	
<b>County Total:</b>	<b>18</b>	<b>\$17,032,127</b>	<b>142</b>	<b>168</b>	<b>0</b>	<b>8,170</b>		<b>\$49,658,773</b>

County and Program	# of Awards	Award Amounts	HCD Assisted or Regulated Units	New Housing Units	Rehab Housing Units	Other Activities	Type of Activity	Other Funds Leveraged
<b>Modoc</b>								
CDBG (Federal - CV)	1	\$66,337				1,389	Water/Sewer Improvements (1,389)	
<b>County Total:</b>	<b>1</b>	<b>\$66,337</b>	<b>0</b>	<b>0</b>	<b>0</b>	<b>1,389</b>		<b>\$0</b>
<b>Mono</b>								
LEAP (State GF)	2	\$130,000					Grants to cities and counties for the preparation and adoption of planning documents, and process improvements that accelerate housing production and facilitate compliance to implement the sixth-cycle Regional Housing Needs Assessment	
NPLH Non-APC (2)	1	\$500,000	8	81				\$49,966,780
CDBG (Federal - CV)	3	\$446,152				97	Subsistence Payments (85), ED Micro-Enterprise Assistance (12)	
CDBG (Federal)	2	\$560,000				525	Community Development Planning (500), Child Care Services (25)	
<b>County Total:</b>	<b>8</b>	<b>\$1,636,152</b>	<b>8</b>	<b>81</b>	<b>0</b>	<b>622</b>		<b>\$49,966,780</b>
<b>Monterey</b>								
CalHome Gen (1)	1	\$1,000,000	10	10			Accessory Dwelling Units/Junior Accessory Dwelling Units	
CDBG (Federal - CV)	4	\$593,798				99	Subsistence Payments (22), Other Public Services (50), ED Assistance for Profits (7), ED Micro-Enterprise Assistance (20)	
CDBG (Federal)	2	\$4,000,000				5,325	ED Assistance to For-Profits (15), Sidewalks (5,310)	
ESG (Federal - CV)	1	\$242,240				140	Homelessness Prevention, Street Outreach, Rapid Re-housing	
HNP (State GF)	1	\$34,595					Grants to counties for the support of housing navigators to help young adults aged 18 years and up to 21 years secure and maintain housing	

County and Program	# of Awards	Award Amounts	HCD Assisted or Regulated Units	New Housing Units	Rehab Housing Units	Other Activities	Type of Activity	Other Funds Leveraged
LEAP (State GF)	8	\$1,475,000					Grants to cities and counties for the preparation and adoption of planning documents, and process improvements that accelerate housing production and facilitate compliance to implement the sixth-cycle Regional Housing Needs Assessment	
PLHA (State SB2)	5	\$2,024,606					Grants to Local governments for housing-related projects and programs	
Serna MF (1)	2	\$18,879,688	61	222			New construction	\$99,846,294
THP (State GF)	1	\$145,600					Grants to counties for child welfare services agencies to help young adults aged 18 to 25 years find and maintain housing	
<b>County Total:</b>	<b>25</b>	<b>\$28,395,527</b>	<b>71</b>	<b>232</b>	<b>0</b>	<b>5,564</b>		<b>\$99,846,294</b>
<b>Monterey/San Benito</b>								
ESG (Federal - CV)	1	\$4,072,100				3,531	Emergency Shelter (ES) - Number of beds (332) Number of Cribs (2) Number HH Served (128) Number Persons Served (504), Street Outreach (SO) - Number HH Served (1210) Number Persons Served (2738), Homelessness Prevention (HP) - Number HH Served (5) Number Persons Served (5), Rapid Re-Housing (RR) - Number HH Served (30) Number Persons Served (284), Grant Administration (GA)	
<b>COC Total:</b>	<b>1</b>	<b>\$4,072,100</b>	<b>0</b>	<b>0</b>	<b>0</b>	<b>3,531</b>		<b>\$0</b>
<b>Napa</b>								
CDBG (Federal - CV)	1	\$74,484				5	Child Care Services (5)	
ESG (Federal - CV)	1	\$54,430				11	Homelessness Prevention, Rapid Re-housing	
ESG (Federal - CV)	1	\$840,900				50	Emergency Shelter (ES) - Number of beds (44) Number HH Served (50) Number Persons Served (50), Grant Administration (GA)	

County and Program	# of Awards	Award Amounts	HCD Assisted or Regulated Units	New Housing Units	Rehab Housing Units	Other Activities	Type of Activity	Other Funds Leveraged
HNP (State GF)	1	\$17,295					Grants to counties for the support of housing navigators to help young adults aged 18 years and up to 21 years secure and maintain housing	
LEAP (State GF)	2	\$365,000					Grants to cities and counties for the preparation and adoption of planning documents, and process improvements that accelerate housing production and facilitate compliance to implement the sixth-cycle Regional Housing Needs Assessment	
PLHA (State SB2)	2	\$461,432					Grants to Local governments for housing-related projects and programs	
THP (State GF)	1	\$26,400					Grants to counties for child welfare services agencies to help young adults aged 18 to 25 years find and maintain housing	
HOME (Federal)	4	\$3,000,000	38		17		Owner Occupied Rehab, First-Time Homebuyer Program	
CDBG (Federal)	6	\$2,389,360				9,209	Acquisition of Property - 570.201 (a) (4), Community Development Planning (8,545), Economic Development Planning (350), Senior Services (300), Rehab; Single-Unit Residential (10)	
<b>County Total:</b>	<b>19</b>	<b>\$7,229,301</b>	<b>38</b>	<b>0</b>	<b>17</b>	<b>9,275</b>		<b>\$0</b>
<b>Nevada</b>								
CDBG (Federal - CV)	3	\$457,134				74	Homeless Facilities (not operating costs) (43), Subsistence Payments (25), ED Assistance for Profits (6)	
ESG (Federal - CV)	1	\$71,477				24	Rapid Re-housing	

County and Program	# of Awards	Award Amounts	HCD Assisted or Regulated Units	New Housing Units	Rehab Housing Units	Other Activities	Type of Activity	Other Funds Leveraged
ESG (Federal - CV)	1	\$4,921,699				816	Emergency Shelter (ES) - Number of beds (115) Number of Cribs (1) Number HH Served (55) Number Persons Served (115), Street Outreach (SO) - Number HH Served (400) Number Persons Served (430), Homelessness Prevention (HP) - Number HH Served (37) Number Persons Served (100), Rapid Re-Housing (RR) - Number HH Served (43) Number Persons Served (171), Homeless Management Information System (HMIS), Grant Administration (GA)	
HNP (State GF)	1	\$5,915					Grants to counties for the support of housing navigators to help young adults aged 18 years and up to 21 years secure and maintain housing	
LEAP (State GF)	1	\$65,000					Grants to cities and counties for the preparation and adoption of planning documents, and process improvements that accelerate housing production and facilitate compliance to implement the sixth-cycle Regional Housing Needs Assessment	
LHTF (1)	1	\$1,345,692					New construction	
PLHA (State SB2)	4	\$625,344					Grants to Local governments for housing-related projects and programs	
PLHA Comp (State SB2)	1	\$2,609,721					Grants to Local governments to assist persons experiencing or At risk of homelessness and investments that increase the supply of housing to households with incomes of 60 percent or less of AMI	
THP (State GF)	1	\$8,000					Grants to counties for child welfare services agencies to help young adults aged 18 to 25 years find and maintain housing	
HOME (Federal)	2	\$1,500,000	66		25		Owner Occupied Rehab, First-Time Homebuyer Program	
CDBG (Federal)	4	\$4,563,781				26,450	Parks, Recreational Facilities (17,010), Other Public Improvements (840), Senior Services (600), Food Banks (8,000)	
<b>County Total:</b>	<b>20</b>	<b>\$16,173,763</b>	<b>66</b>	<b>0</b>	<b>25</b>	<b>27,364</b>		<b>\$0</b>



County and Program	# of Awards	Award Amounts	HCD Assisted or Regulated Units	New Housing Units	Rehab Housing Units	Other Activities	Type of Activity	Other Funds Leveraged
<b>Orange</b>								
CalHome Gen (1)	1	\$5,000,000	250		250		Owner Occupied Rehab	
ESG (Federal - CV)	1	\$640,283				343	Emergency Shelter, Rapid Re-housing, HMIS	
ESG (Federal - CV)	1	\$20,652,601				1,806	Emergency Shelter (ES) - Number of beds (557) Number Persons Served (850), Rapid Re-Housing (RR) - Number of HH Served (290) Number of Persons Served (956), Homeless Management Information System (HMIS), Grant Administration (GA)	
HNP (State GF)	1	\$221,210					Grants to counties for the support of housing navigators to help young adults aged 18 years and up to 21 years secure and maintain housing	
LEAP (State GF)	17	\$5,930,000					Grants to cities and counties for the preparation and adoption of planning documents, and process improvements that accelerate housing production and facilitate compliance to implement the sixth-cycle Regional Housing Needs Assessment	
LHTF (1)	1	\$4,215,360					New construction	
NPLH Non-APC (2)	5	\$33,120,519	120	315				\$148,830,574
PLHA (State SB2)	17	\$12,640,099					Grants to Local governments for housing-related projects and programs	
THP (State GF)	1	\$208,000					Grants to counties for child welfare services agencies to help young adults aged 18 to 25 years find and maintain housing	
<b>County Total:</b>	<b>45</b>	<b>\$82,628,072</b>	<b>370</b>	<b>315</b>	<b>250</b>	<b>2,149</b>		<b>\$148,830,574</b>

County and Program	# of Awards	Award Amounts	HCD Assisted or Regulated Units	New Housing Units	Rehab Housing Units	Other Activities	Type of Activity	Other Funds Leveraged
<b>Placer</b>								
CDBG (Federal - CV)	2	\$442,395				21	Subsistence Payments (11), ED Micro-Enterprise Assistance (10)	
ESG (Federal - CV)	2	\$260,431				219	Emergency Shelter, Rapid Re-housing, HMIS	
ESG (Federal - CV)	1	\$5,000,231				15,480	Emergency Shelter (ES) - Number of beds (90) Number of Cribs (2) Number HH Served (35) Number Persons Served (90), Street Outreach (SO) - Number HH Served (700) Number Persons Served (15000), Homelessness Prevention (HP) - Number HH Served (65) Number Persons Served (150), Rapid Re-Housing (RR) - Number HH Served (60) Number Persons Served (240), Homeless Management Information System (HMIS), Grant Administration (GA)	
HNP (State GF)	1	\$25,945					Grants to counties for the support of housing navigators to help young adults aged 18 years and up to 21 years secure and maintain housing	
LEAP (State GF)	4	\$1,365,000					Grants to cities and counties for the preparation and adoption of planning documents, and process improvements that accelerate housing production and facilitate compliance to implement the sixth-cycle Regional Housing Needs Assessment	
PLHA (State SB2)	3	\$903,094					Grants to Local governments for housing-related projects and programs	
THP (State GF)	1	\$47,200					Grants to counties for child welfare services agencies to help young adults aged 18 to 25 years find and maintain housing	
CDBG (Federal)	3	\$573,043				111	Direct Financial assistance for for-profits businesses (11), Community Development Planning (50), Economic Development Planning (50)	
<b>County Total:</b>	<b>17</b>	<b>\$8,617,339</b>	<b>0</b>	<b>0</b>	<b>0</b>	<b>15,831</b>		<b>\$0</b>

County and Program	# of Awards	Award Amounts	HCD Assisted or Regulated Units	New Housing Units	Rehab Housing Units	Other Activities	Type of Activity	Other Funds Leveraged
<b>Plumas</b>								
CDBG (Federal - CV)	1	\$81,532				300	Senior Services (300)	
ESG (Federal - CV)	1	\$100,000				70	Homelessness Prevention, Rapid Re-housing, HMIS	
LEAP (State GF)	1	\$65,000					Grants to cities and counties for the preparation and adoption of planning documents, and process improvements that accelerate housing production and facilitate compliance to implement the sixth-cycle Regional Housing Needs Assessment	
PLHA (State SB2)	1	\$121,182					Grants to Local governments for housing-related projects and programs	
<b>County Total:</b>	<b>4</b>	<b>\$367,714</b>	<b>0</b>	<b>0</b>	<b>0</b>	<b>370</b>		<b>\$0</b>
<b>Riverside</b>								
CalHome Gen (1)	2	\$5,990,000	83	83			Mortgage Assistance, Project Development	\$23,332,360
ESG (Federal - CV)	1	\$301,695				67	Homelessness Prevention, Rapid Re-housing	
ESG (Federal - CV)	1	\$33,066,800				9,160	Emergency Shelter (ES) - Number of beds (881) Number of Cribs (20) Number HH Served (881) Number Persons Served (1030), Street Outreach (SO) - Number HH Served (7500) Number Persons Served (7500), Rapid Re-Housing (RR) -Number HH Served (420) Number Persons Served (630), Homeless Management Information System (HMIS), Grant Administration (GA)	
HNP (State GF)	1	\$223,940					Grants to counties for the support of housing navigators to help young adults aged 18 years and up to 21 years secure and maintain housing	
LEAP (State GF)	9	\$2,215,000					Grants to cities and counties for the preparation and adoption of planning documents, and process improvements that accelerate housing production and facilitate compliance to implement the sixth-cycle Regional Housing Needs Assessment	

County and Program	# of Awards	Award Amounts	HCD Assisted or Regulated Units	New Housing Units	Rehab Housing Units	Other Activities	Type of Activity	Other Funds Leveraged
NPLH Non-APC (2)	4	\$28,922,340	119	267				\$102,682,578
PLHA (State SB2)	13	\$9,975,428					Grants to Local governments for housing-related projects and programs	
THP (State GF)	1	\$257,600					Grants to counties for child welfare services agencies to help young adults aged 18 to 25 years find and maintain housing	
<b>County Total:</b>	<b>32</b>	<b>\$80,952,803</b>	<b>202</b>	<b>350</b>	<b>0</b>	<b>9,227</b>	<b>0</b>	<b>\$126,014,938</b>
<b>Sacramento</b>								
CalHome Gen (1)	5	\$10,244,990	123	100	23		Mortgage Assistance, Owner Occupied Rehab, Self-Help Technical Assistance	
ESG (Federal - CV)	1	\$215,587				25	Rapid Re-housing, HMIS	
ESG (Federal - CV)	1	\$4,543,200				730	Emergency Shelter (ES) - Number HH Served (500) Number Persons Served (500), Street Outreach (SO) - Number HH Served (30) Number Persons Served (30), Rapid Re-Housing (RR) - Number HH Served (200) Number Persons Served (200), Grant Administration (GA)	
HNP (State GF)	1	\$290,950					Grants to counties for the support of housing navigators to help young adults aged 18 years and up to 21 years secure and maintain housing	
LEAP (State GF)	2	\$365,000					Grants to cities and counties for the preparation and adoption of planning documents, and process improvements that accelerate housing production and facilitate compliance to implement the sixth-cycle Regional Housing Needs Assessment	
LHTF (1)	1	\$1,000,000					New construction	
MHP (1)	1	\$11,500,000	81	38	44		New construction, Acquisition and rehabilitation	\$18,271,140
NPLH Non-APC (2)	1	\$2,287,737	19	140				\$74,401,473

County and Program	# of Awards	Award Amounts	HCD Assisted or Regulated Units	New Housing Units	Rehab Housing Units	Other Activities	Type of Activity	Other Funds Leveraged
PLHA (State SB2)	3	\$5,390,652					Grants to Local governments for housing-related projects and programs	
REAP (State SB2)	1	\$5,078,380					Planning Grant	
THP (State GF)	1	\$298,400					Grants to counties for child welfare services agencies to help young adults aged 18 to 25 years find and maintain housing	
TOD (1)	3	\$12,053,082	171	174			New construction, Infrastructure	\$8,409,840
<b>County Total:</b>	<b>21</b>	<b>\$53,267,978</b>	<b>394</b>	<b>452</b>	<b>67</b>	<b>755</b>		<b>\$101,082,453</b>
<b>San Benito</b>								
CDBG (Federal - CV)	1	\$316,267				100	Subsistence Payments (100)	
CDBG (Federal)	2	\$430,645				74	Senior Services (50), Substance Abuse Services (24)	
HNP (State GF)	1	\$6,825					Grants to counties for the support of housing navigators to help young adults aged 18 years and up to 21 years secure and maintain housing	
LEAP (State GF)	2	\$130,000					Grants to cities and counties for the preparation and adoption of planning documents, and process improvements that accelerate housing production and facilitate compliance to implement the sixth-cycle Regional Housing Needs Assessment	
<b>County Total:</b>	<b>6</b>	<b>\$883,737</b>	<b>0</b>	<b>0</b>	<b>0</b>	<b>174</b>		<b>\$0</b>
<b>San Bernardino</b>								
CalHome Gen (1)	2	\$4,960,750	59	59			Mortgage Assistance	
ESG (Federal - CV)	1	\$299,449				90	Homelessness Prevention, Rapid Re-housing, HMIS	
ESG (Federal - CV)	1	\$4,246,600				310	Emergency Shelter (ES) - Number of beds (250) Number HH Served (250) Number Persons Served (250), Street Outreach (SO), Rapid Re-Housing (RR) - Number HH Served (40) Number Persons Served (60), Homeless Management Information System (HMIS) / Grant Administration (GA)	

County and Program	# of Awards	Award Amounts	HCD Assisted or Regulated Units	New Housing Units	Rehab Housing Units	Other Activities	Type of Activity	Other Funds Leveraged
HNP (State GF)	1	\$394,968					Grants to counties for the support of housing navigators to help young adults aged 18 years and up to 21 years secure and maintain housing	
LEAP (State GF)	8	\$2,469,040					Grants to cities and counties for the preparation and adoption of planning documents, and process improvements that accelerate housing production and facilitate compliance to implement the sixth-cycle Regional Housing Needs Assessment	
PLHA (State SB2)	8	\$8,357,761					Grants to Local governments for housing-related projects and programs	
THP (State GF)	1	\$297,600					Grants to counties for child welfare services agencies to help young adults aged 18 to 25 years find and maintain housing	
<b>County Total:</b>	<b>22</b>	<b>\$21,026,168</b>	<b>59</b>	<b>59</b>	<b>0</b>	<b>400</b>		<b>\$0</b>
<b>San Diego</b>								
CalHome Gen (1)	4	\$6,639,250	48	48			Mortgage Assistance, Project Development	\$2,358,074
ESG (Federal - CV)	1	\$400,700				702	Emergency Shelter, Rapid Re-housing, HMIS	
HNP (State GF)	1	\$212,565					Grants to counties for the support of housing navigators to help young adults aged 18 years and up to 21 years secure and maintain housing	
LEAP (State GF)	9	\$3,295,000					Grants to cities and counties for the preparation and adoption of planning documents, and process improvements that accelerate housing production and facilitate compliance to implement the sixth-cycle Regional Housing Needs Assessment	
LHTF (1)	1	\$5,000,000					New construction	
MHP (1)	1	\$19,080,000	126	127			New construction	\$34,751,301
NPLH APC (2)	1	\$12,262,010	40	97				\$50,063,201
PLHA (State SB2)	7	\$10,469,665					Grants to Local governments for housing-related projects and programs	

County and Program	# of Awards	Award Amounts	HCD Assisted or Regulated Units	New Housing Units	Rehab Housing Units	Other Activities	Type of Activity	Other Funds Leveraged
THP (State GF)	1	\$480,000					Grants to counties for child welfare services agencies to help young adults aged 18 to 25 years find and maintain housing	
TOD (1)	3	\$21,995,000	292	401			New construction, Infrastructure	\$155,234,392
ESG (Federal - CV)	1	\$4,060,400				3,020	Emergency Shelter (ES) - Number of beds (2070) Number HH Served (2070) Number Persons Served (2070), Street Outreach (SO) - Number HH Served (875) Number Persons Served (875), Homelessness Prevention (HP) - Number Persons Served (35), Rapid Re-Housing (RR) - Number HH Served (40) Number Persons Served (40), Homeless Management Information System (HMIS), Grant Administration (GA)	
<b>County Total:</b>	<b>30</b>	<b>\$83,894,590</b>	<b>506</b>	<b>673</b>	<b>0</b>	<b>3,722</b>	<b>0</b>	<b>\$242,406,968</b>
<b>San Francisco</b>								
CalHome Gen (1)	3	\$6,600,000	126	66	60		Mortgage Assistance, Owner Occupied Rehab, Self-Help Technical Assistance	
HNP (State GF)	1	\$147,020					Grants to counties for the support of housing navigators to help young adults aged 18 years and up to 21 years secure and maintain housing	
LHTF (1)	1	\$5,000,000					New construction	
MHP (1)	2	\$21,013,262	80	133			New construction	\$85,362,567
NPLH APC (2)	1	\$322,157	1	4				\$2,819,957
PLHA (State SB2)	1	\$8,718,035					Grants to Local governments for housing-related projects and programs	
REAP (State SB2)	1	\$18,066,861					Planning Grant	
THP (State GF)	1	\$459,200					Grants to counties for child welfare services agencies to help young adults aged 18 to 25 years find and maintain housing	
<b>County Total:</b>	<b>11</b>	<b>\$60,326,535</b>	<b>207</b>	<b>203</b>	<b>60</b>	<b>0</b>		<b>\$88,182,524</b>

County and Program	# of Awards	Award Amounts	HCD Assisted or Regulated Units	New Housing Units	Rehab Housing Units	Other Activities	Type of Activity	Other Funds Leveraged
<b>San Joaquin</b>								
HNP (State GF)	1	\$148,385					Grants to counties for the support of housing navigators to help young adults aged 18 years and up to 21 years secure and maintain housing	
LEAP (State GF)	4	\$1,050,000					Grants to cities and counties for the preparation and adoption of planning documents, and process improvements that accelerate housing production and facilitate compliance to implement the sixth-cycle Regional Housing Needs Assessment	
MHP (1)	1	\$18,914,643	93	94			Acquisition and rehabilitation	\$21,001,769
NPLH Non-APC (2)	1	\$2,141,364	18	27	11			\$15,456,565
PLHA (State SB2)	3	\$3,357,888					Grants to Local governments for housing-related projects and programs	
THP (State GF)	1	\$145,600					Grants to counties for child welfare services agencies to help young adults aged 18 to 25 years find and maintain housing	
ESG (Federal - CV)	1	\$194,157				2,501	Emergency Shelter, Rapid Re-housing, Street Outreach, HMIS	
ESG (Federal - CV)	1	\$3,750,500				8,111	Emergency Shelter (ES) - Number of beds (602) Number of Cribs (6) Number HH Served (2537) Number Persons Served (3131), Street Outreach (SO) - Number HH Served (1520) Number Persons Served (4910), Rapid Re-Housing (RR) - Number HH Served (40) Number Persons Served (70), Homeless Management Information System (HMIS), Grant Administration (GA)	
<b>County Total:</b>	<b>13</b>	<b>\$29,702,537</b>	<b>111</b>	<b>121</b>	<b>11</b>	<b>10,612</b>		<b>\$36,458,334</b>
<b>San Luis Obispo</b>								
CalHome Gen (1)	1	\$150,000					Self-Help Technical Assistance	
CDBG (Federal - CV)	4	\$471,000				356	Operating Costs Homeless/AIDS Patients (350), Employment Training (6)	



County and Program	# of Awards	Award Amounts	HCD Assisted or Regulated Units	New Housing Units	Rehab Housing Units	Other Activities	Type of Activity	Other Funds Leveraged
ESG (Federal - CV)	1	\$119,621				795	Homelessness Prevention, Emergency Shelter, Rapid Re-housing, Street Outreach	
ESG (Federal - CV)	1	\$5,490,001				327	Emergency Shelter (ES) - Number of beds Capacity (196) Number of beds (188) Number of Cribs (8) Number HH Served (55) Number Persons Served (65), Street Outreach (SO) - Number HH Served (100) Number Persons Served (125), Homelessness Prevention (HP) - Number HH Served (20) Number Persons Served (80), Rapid Re-Housing (RR) - Number HH Served (14) Number Persons Served (56), Homeless Management Information System (HMIS), Grant Administration (GA)	
HNP (State GF)	1	\$48,705					Grants to counties for the support of housing navigators to help young adults aged 18 years and up to 21 years secure and maintain housing	
LEAP (State GF)	3	\$630,000					Grants to cities and counties for the preparation and adoption of planning documents, and process improvements that accelerate housing production and facilitate compliance to implement the sixth-cycle Regional Housing Needs Assessment	
LHTF (1)	1	\$1,170,644					New construction	
NPLH Non-APC (2)	2	\$12,505,300	30	68	6			\$21,309,897
PLHA (State SB2)	2	\$993,684					Grants to Local governments for housing-related projects and programs	
THP (State GF)	1	\$98,400					Grants to counties for child welfare services agencies to help young adults aged 18 to 25 years find and maintain housing	
CDBG (Federal)	3	\$3,084,140				7,249	Water/Sewer Improvements (7,175), Subsistence Payments (46), Security Deposits (28)	
<b>County Total:</b>	<b>20</b>	<b>\$24,761,495</b>	<b>30</b>	<b>68</b>	<b>6</b>	<b>8,727</b>	<b>0</b>	<b>\$21,309,897</b>

County and Program	# of Awards	Award Amounts	HCD Assisted or Regulated Units	New Housing Units	Rehab Housing Units	Other Activities	Type of Activity	Other Funds Leveraged
<b>San Mateo</b>								
CalHome Gen (1)	2	\$3,200,000	44	44			Accessory Dwelling Units/Junior Accessory Dwelling Units, Project Development	
ESG (Federal - CV)	1	\$13,206,564				1,055	Emergency Shelter (ES) - Number of HH Served (955), Rapid Re-Housing (RR) - Number of HH Served (100), Grant Administration (GA)	
HHC (Federal)	1	\$2,817,930	20	179			Rental New Construction	
HNP (State GF)	1	\$47,790					Grants to counties for the support of housing navigators to help young adults aged 18 years and up to 21 years secure and maintain housing	
LEAP (State GF)	8	\$1,465,000					Grants to cities and counties for the preparation and adoption of planning documents, and process improvements that accelerate housing production and facilitate compliance to implement the sixth-cycle Regional Housing Needs Assessment	
LHTF (1)	1	\$5,000,000					New construction	
PLHA (State SB2)	5	\$2,628,964					Grants to Local governments for housing-related projects and programs	
THP (State GF)	1	\$51,200					Grants to counties for child welfare services agencies to help young adults aged 18 to 25 years find and maintain housing	
ESG (Federal - CV)	1	\$186,499				990	Emergency Shelter, Rapid Re-housing	
<b>County Total:</b>	<b>21</b>	<b>\$28,603,947</b>	<b>64</b>	<b>223</b>	<b>0</b>	<b>2,045</b>		<b>\$0</b>
<b>Santa Barbara</b>								
CDBG (Federal - CV)	1	\$84,676				50	Food Banks (50)	

County and Program	# of Awards	Award Amounts	HCD Assisted or Regulated Units	New Housing Units	Rehab Housing Units	Other Activities	Type of Activity	Other Funds Leveraged
ESG (Federal - CV)	1	\$7,150,769				2,934	Emergency Shelter (ES) - Number of beds (886) Number HH Served (1541) Number Persons Served (1764), Street Outreach (SO) - Number HH Served (850) Number Persons Served (900), Rapid Re-Housing (RR) -Number HH Served (138) Number Persons Served (270), Homeless Management Information System (HMIS), Grant Administration (GA)	
HHC (Federal)	3	\$6,419,316	31	163			Rental New Construction	
HNP (State GF)	1	\$43,240					Grants to counties for the support of housing navigators to help young adults aged 18 years and up to 21 years secure and maintain housing	
LEAP (State GF)	2	\$565,000					Grants to cities and counties for the preparation and adoption of planning documents, and process improvements that accelerate housing production and facilitate compliance to implement the sixth-cycle Regional Housing Needs Assessment	
NPLH Non-APC (2)	1	\$450,000	3	42				\$23,806,424
PLHA (State SB2)	4	\$1,850,382					Grants to Local governments for housing-related projects and programs	
Serna MF (1)	1	\$2,075,000	32	33			New construction	\$6,346,280
Serna MF (SB2)	1	\$3,780,644	64	65			New construction	\$20,193,034
THP (State GF)	1	\$75,200					Grants to counties for child welfare services agencies to help young adults aged 18 to 25 years find and maintain housing	
CDBG (Federal)	1	\$250,000				50	Micro Enterprise Assist. (50)	
<b>County Total:</b>	<b>17</b>	<b>\$22,744,227</b>	<b>130</b>	<b>303</b>	<b>0</b>	<b>3,034</b>		<b>\$50,345,738</b>
<b>Santa Clara</b>								
CalHome Gen (1)	1	\$1,203,000	8	8			Project Development	
ESG (Federal - CV)	1	\$416,172				25	Rapid Re-housing, HMIS	

County and Program	# of Awards	Award Amounts	HCD Assisted or Regulated Units	New Housing Units	Rehab Housing Units	Other Activities	Type of Activity	Other Funds Leveraged
ESG (Federal - CV)	1	\$24,584,926				762	Emergency Shelter (ES) - Number of beds (281) Number HH Served (562) Number Persons Served (562), Rapid Re-Housing (RR) - Number HH Served (200) Number Persons Served (200), Grant Administration (GA)	
HHC (Federal)	1	\$11,309,759	39	80			Rental New Construction	
HNP (State GF)	1	\$126,080					Grants to counties for the support of housing navigators to help young adults aged 18 years and up to 21 years secure and maintain housing	
LEAP (State GF)	7	\$1,614,278					Grants to cities and counties for the preparation and adoption of planning documents, and process improvements that accelerate housing production and facilitate compliance to implement the sixth-cycle Regional Housing Needs Assessment	
LHTF (1)	1	\$5,000,000					New construction	
NPLH APC (2)	1	\$2,023,046	10	27				\$10,115,230
PLHA (State SB2)	1	\$4,348,646					Grants to Local governments for housing-related projects and programs	
Serna MF (1)	1	\$2,856,821	2		18		Rehabilitation	\$1,498,852
THP (State GF)	1	\$705,600					Grants to counties for child welfare services agencies to help young adults aged 18 to 25 years find and maintain housing	
TOD (1)	2	\$18,312,763	121	256			New construction	\$195,278,588
<b>County Total:</b>	<b>19</b>	<b>\$72,501,091</b>	<b>180</b>	<b>371</b>	<b>18</b>	<b>787</b>		<b>\$206,892,670</b>
<b>Santa Cruz</b>								
CalHome Gen (1)	1	\$2,210,000	21	21			Accessory Dwelling Units/Junior Accessory Dwelling Units, Mortgage Assistance	
CDBG (Federal - CV)	8	\$854,002				11,422	Senior Services (744), Subsistence Payments (8), Food Banks (10,450), Other Public Services (185), ED Assistance for Profits (35)	
ESG (Federal - CV)	2	\$146,894				46	Emergency Shelter, Rapid Re-housing	
ESG (Federal - CV)	1	\$312,096				1,428	Emergency Shelter, Rapid Re-housing, Street Outreach	

County and Program	# of Awards	Award Amounts	HCD Assisted or Regulated Units	New Housing Units	Rehab Housing Units	Other Activities	Type of Activity	Other Funds Leveraged
ESG (Federal - CV)	1	\$9,950,258				382	Emergency Shelter (ES) - Number of beds (72) Number HH Served (100) Number Persons Served (132), Street Outreach (SO) - Number HH Served (50) Number Persons Served (50), Rapid Re-Housing (RR) - Number HH Served (200) Number Persons Served (200), Homeless Management Information System (HMIS), Grant Administration (GA)	
HNP (State GF)	1	\$26,400					Grants to counties for the support of housing navigators to help young adults aged 18 years and up to 21 years secure and maintain housing	
HOME (Federal)	1	\$700,000	60				Owner Occupied Rehab, First-Time Homebuyer Program	
LEAP (State GF)	2	\$365,000					Grants to cities and counties for the preparation and adoption of planning documents, and process improvements that accelerate housing production and facilitate compliance to implement the sixth-cycle Regional Housing Needs Assessment	
LHTF (1)	1	\$5,000,000					New construction	
NPLH Non-APC (2)	2	\$3,134,598	12	125				\$86,592,449
PLHA (State SB2)	2	\$830,696					Grants to Local governments for housing-related projects and programs	
Serna MF (1)	1	\$6,752,313	35	72			New construction	\$49,315,324
Serna MF (SB2)	1	\$5,758,788	25	53			New construction	\$26,997,726
THP (State GF)	1	\$146,400					Grants to counties for child welfare services agencies to help young adults aged 18 to 25 years find and maintain housing	
<b>County Total:</b>	<b>25</b>	<b>\$36,187,445</b>	<b>153</b>	<b>271</b>	<b>0</b>	<b>13,278</b>		<b>\$162,905,499</b>
<b>Shasta</b>								
CDBG (Federal - CV)	5	\$791,534				10,223	Homeless Facilities (not operating costs) (13), Other Public Facility Improvements (10,105), Subsistence Payments (85), ED Micro-Enterprise Assistance (20)	

County and Program	# of Awards	Award Amounts	HCD Assisted or Regulated Units	New Housing Units	Rehab Housing Units	Other Activities	Type of Activity	Other Funds Leveraged
ESG (Federal - CV)	1	\$139,231				30	Rapid Re-housing, HMIS	
HNP (State GF)	1	\$26,400					Grants to counties for the support of housing navigators to help young adults aged 18 years and up to 21 years secure and maintain housing	
LEAP (State GF)	2	\$355,000					Grants to cities and counties for the preparation and adoption of planning documents, and process improvements that accelerate housing production and facilitate compliance to implement the sixth-cycle Regional Housing Needs Assessment	
MHP (1)	1	\$6,901,453	49	49			New construction	\$13,763,277
NPLH Non-APC (2)	1	\$3,610,143	15	49				\$17,642,435
PLHA (State SB2)	1	\$336,814					Grants to Local governments for housing-related projects and programs	
REAP (State SB2)	1	\$682,364					Planning Grant	
THP (State GF)	1	\$35,200					Grants to counties for child welfare services agencies to help young adults aged 18 to 25 years find and maintain housing	
CDBG (Federal)	1	\$3,389,204				3,693	Street Improvements (3,693)	
<b>County Total:</b>	<b>15</b>	<b>\$16,267,343</b>	<b>64</b>	<b>98</b>	<b>0</b>	<b>13,946</b>		<b>\$31,405,712</b>
<b>Shasta/Siskiyou/ Lassen/Plumas/ Del Norte/ Modoc/Sierra</b>								
ESG (Federal - CV)	1	\$2,000,000				410	Emergency Shelter (ES) - Number of beds (100) Number of Cribs (15) Number HH Served (312) Number Persons Served (190), Street Outreach (SO) - Number HH Served (90) Number Persons Served (120) , Rapid Re-Housing (RR) - Number HH Served (112) Number Persons Served (100), Homeless Management Information System (HMIS), Grant Administration (GA)	

County and Program	# of Awards	Award Amounts	HCD Assisted or Regulated Units	New Housing Units	Rehab Housing Units	Other Activities	Type of Activity	Other Funds Leveraged
<b>COC Total:</b>	<b>1</b>	<b>\$2,000,000</b>	<b>0</b>	<b>0</b>	<b>0</b>	<b>410</b>		<b>\$0</b>
<b>Sierra</b>								
LEAP (State GF)	1	\$65,000					Grants to cities and counties for the preparation and adoption of planning documents, and process improvements that accelerate housing production and facilitate compliance to implement the sixth-cycle Regional Housing Needs Assessment	
<b>County Total:</b>	<b>1</b>	<b>\$65,000</b>	<b>0</b>	<b>0</b>	<b>0</b>	<b>0</b>		<b>\$0</b>
<b>Siskiyou</b>								
CDBG (Federal - CV)	3	\$756,861				29	ED Micro-Enterprise Assistance (29)	
CDBG (Federal)	10	\$1,908,574				9,667	Micro Enterprise Assist. (12), Community Development Planning (7,885), Neighborhood Facilities (195), Parks, Recreational Facilities (675), Senior Services (900)	
HNP (State GF)	1	\$6,370					Grants to counties for the support of housing navigators to help young adults aged 18 years and up to 21 years secure and maintain housing	
LEAP (State GF)	5	\$325,000					Grants to cities and counties for the preparation and adoption of planning documents, and process improvements that accelerate housing production and facilitate compliance to implement the sixth-cycle Regional Housing Needs Assessment	
NPLH Non-APC (2)	1	\$8,658,695	24	50				\$14,616,361
PLHA (State SB2)	1	\$142,120					Grants to Local governments for housing-related projects and programs	
THP (State GF)	1	\$7,200					Grants to counties for child welfare services agencies to help young adults aged 18 to 25 years find and maintain housing	
<b>County Total:</b>	<b>22</b>	<b>\$11,804,820</b>	<b>24</b>	<b>50</b>	<b>0</b>	<b>9,696</b>		<b>\$14,616,361</b>

County and Program	# of Awards	Award Amounts	HCD Assisted or Regulated Units	New Housing Units	Rehab Housing Units	Other Activities	Type of Activity	Other Funds Leveraged
<b>Solano</b>								
CalHome Gen (1)	1	\$500,000	5	5			Project Development	
CDBG (Federal - CV)	3	\$433,756				115	Homeless Facilities (not operating costs) (30), Child Care Services (60), ED Assistance for Profits (25)	
CDBG (Federal)	1	\$585,000				82	Rehab; Multi-Unit Residential (82)	
ESG (Federal - CV)	1	\$4,254,700				174	Emergency Shelter (ES) - Number of beds (174) Number HH Served (136) Number Persons Served (174), Grant Administration (GA)	
HNP (State GF)	1	\$37,780					Grants to counties for the support of housing navigators to help young adults aged 18 years and up to 21 years secure and maintain housing	
LEAP (State GF)	3	\$600,000					Grants to cities and counties for the preparation and adoption of planning documents, and process improvements that accelerate housing production and facilitate compliance to implement the sixth-cycle Regional Housing Needs Assessment	
PLHA (State SB2)	3	\$1,024,513					Grants to Local governments for housing-related projects and programs	
THP (State GF)	1	\$92,000					Grants to counties for child welfare services agencies to help young adults aged 18 to 25 years find and maintain housing	
HOME (Federal)	1	\$500,000	6		0		Owner Occupied Rehab, First-Time Homebuyer Program	
<b>County Total:</b>	<b>15</b>	<b>\$8,027,749</b>	<b>11</b>	<b>5</b>	<b>0</b>	<b>371</b>		<b>\$0</b>
<b>Sonoma</b>								
CalHome Gen (1)	1	\$2,500,000	25	25			Mortgage Assistance	
ESG (Federal - CV)	1	\$5,777,787				144	Emergency Shelter (ES) - Number HH Served (75) Number Persons Served (75), Rapid Re-Housing (RR) - Number of HH Served (69) Number Persons Served (69), Grant Administration (GA)	



County and Program	# of Awards	Award Amounts	HCD Assisted or Regulated Units	New Housing Units	Rehab Housing Units	Other Activities	Type of Activity	Other Funds Leveraged
HNP (State GF)	1	\$49,160					Grants to counties for the support of housing navigators to help young adults aged 18 years and up to 21 years secure and maintain housing	
LEAP (State GF)	3	\$865,000					Grants to cities and counties for the preparation and adoption of planning documents, and process improvements that accelerate housing production and facilitate compliance to implement the sixth-cycle Regional Housing Needs Assessment	
NPLH Non-APC (2)	2	\$7,971,946	28	92				\$67,371,873
Serna MF (1)	2	\$12,024,528	74	141			New construction	\$87,707,900
Serna MF (SB2)	1	\$5,000,000	40	52			New construction	\$21,398,529
PLHA (State SB2)	2	\$1,593,718					Grants to Local governments for housing-related projects and programs	
THP (State GF)	1	\$168,800					Grants to counties for child welfare services agencies to help young adults aged 18 to 25 years find and maintain housing	
ESG (Federal - CV)	1	\$213,044				107	Rapid Re-housing, HMIS	
<b>County Total:</b>	<b>15</b>	<b>\$36,163,983</b>	<b>167</b>	<b>310</b>	<b>0</b>	<b>251</b>		<b>\$176,478,302</b>
<b>Stanislaus</b>								
CalHome Gen (1)	1	\$2,266,000	22	22			Project Development, Self-Help Technical Assistance	\$140,000
ESG (Federal - CV)	1	\$268,669				1,294	Homelessness Prevention, Emergency Shelter, Rapid Re-housing, Street Outreach	
HNP (State GF)	1	\$63,270					Grants to counties for the support of housing navigators to help young adults aged 18 years and up to 21 years secure and maintain housing	
LEAP (State GF)	4	\$1,100,000					Grants to cities and counties for the preparation and adoption of planning documents, and process improvements that accelerate housing production and facilitate compliance to implement the sixth-cycle Regional Housing Needs Assessment	

County and Program	# of Awards	Award Amounts	HCD Assisted or Regulated Units	New Housing Units	Rehab Housing Units	Other Activities	Type of Activity	Other Funds Leveraged
PLHA (State SB2)	3	\$2,246,792					Grants to Local governments for housing-related projects and programs	
THP (State GF)	1	\$73,600					Grants to counties for child welfare services agencies to help young adults aged 18 to 25 years find and maintain housing	
ESG (Federal - CV)	1	\$23,624,998				1,100	Emergency Shelter (ES) - Number of beds (450) Number of Cribs (20) Number HH Served (1200) Number Persons Served (1050), Street Outreach (SO), Homelessness Prevention (HP), Rapid Re-Housing (RR) - Number HH Served (20) Number Persons Served (50), Homeless Management Information System (HMIS), Grant Administration (GA)	
<b>County Total:</b>	<b>12</b>	<b>\$29,643,329</b>	<b>22</b>	<b>22</b>	<b>0</b>	<b>2,394</b>		<b>\$140,000</b>
<b>Sutter</b>								
ESG (Federal - CV)	1	\$30,000				90	Rapid Re-housing, HMIS	
LEAP (State GF)	1	\$300,000					Grants to cities and counties for the preparation and adoption of planning documents, and process improvements that accelerate housing production and facilitate compliance to implement the sixth-cycle Regional Housing Needs Assessment	
NPLH Non-APC (2)	1	\$1,096,705	19	40				\$12,401,292
PLHA (State SB2)	2	\$427,473					Grants to Local governments for housing-related projects and programs	
THP (State GF)	1	\$8,000					Grants to counties for child welfare services agencies to help young adults aged 18 to 25 years find and maintain housing	
<b>County Total:</b>	<b>6</b>	<b>\$1,862,178</b>	<b>19</b>	<b>40</b>	<b>0</b>	<b>90</b>		<b>\$12,401,292</b>

County and Program	# of Awards	Award Amounts	HCD Assisted or Regulated Units	New Housing Units	Rehab Housing Units	Other Activities	Type of Activity	Other Funds Leveraged
<b>Sutter/Yuba</b>								
ESG (Federal - CV)	1	\$3,172,400				8,245	Emergency Shelter (ES) - Number of beds (85) Number of Cribs (5) Number HH Served (1152) Number Persons Served (1866), Street Outreach (SO) - Number HH Served (580) Number Persons Served (5450), Rapid Re-Housing (RR) - Number HH Served (498) Number Persons Served (929), Homeless Management Information System (HMIS), Grant Administration (GA)	
<b>COC Total:</b>	<b>1</b>	<b>\$3,172,400</b>	<b>0</b>	<b>0</b>	<b>0</b>	<b>8,245</b>		<b>\$0</b>
<b>Tehama</b>								
CDBG (Federal - CV)	3	\$971,024				14,779	Health Services (14,539), Subsistence Payments (230), ED Assistance for Profits (10)	
CDBG (Federal)	1	\$370,000				13,605	Community Development Planning (13,605)	
ESG (Federal - CV)	2	\$316,578				168	Homelessness Prevention, Rapid Re-housing, Street Outreach	
ESG (Federal - CV)	1	\$2,669,936				518	Emergency Shelter (ES) - Number of beds (40) Number HH Served (80) Number Persons Served (150), Street Outreach (SO) - Number HH Served (180) Number Persons Served (200), Homelessness Prevention (HP) -Number HH Served (25) Number Persons Served (68), Rapid Re-Housing (RR) - Number HH Served (35) Number Persons Served (100), Homeless Management Information System (HMIS), Grant Administration (GA)	
LEAP (State GF)	1	\$65,000					Grants to cities and counties for the preparation and adoption of planning documents, and process improvements that accelerate housing production and facilitate compliance to implement the sixth-cycle Regional Housing Needs Assessment	
THP (State GF)	1	\$12,800					Grants to counties for child welfare services agencies to help young adults aged 18 to 25 years find and maintain housing	
<b>County Total:</b>	<b>9</b>	<b>\$4,405,338</b>	<b>0</b>	<b>0</b>	<b>0</b>	<b>29,070</b>		<b>\$0</b>

County and Program	# of Awards	Award Amounts	HCD Assisted or Regulated Units	New Housing Units	Rehab Housing Units	Other Activities	Type of Activity	Other Funds Leveraged
<b>Trinity</b>								
CDBG (Federal - CV)	1	\$201,903				18	ED Micro-Enterprise Assistance (18)	
CDBG (Federal)	3	\$475,100				9,160	Parks, Recreational Facilities (2,760), Fire Station/Equipment (600), Food Banks (5,800)	
HNP (State GF)	1	\$2,275					Grants to counties for the support of housing navigators to help young adults aged 18 years and up to 21 years secure and maintain housing	
<b>County Total:</b>	<b>5</b>	<b>\$679,278</b>	<b>0</b>	<b>0</b>	<b>0</b>	<b>9,178</b>		<b>\$0</b>
<b>Tulare</b>								
CalHome Gen (1)	5	\$7,832,000	114	31	83		Mortgage Assistance, Owner Occupied Rehab	
HNP (State GF)	1	\$64,635					Grants to counties for the support of housing navigators to help young adults aged 18 years and up to 21 years secure and maintain housing	
LEAP (State GF)	3	\$280,000					Grants to cities and counties for the preparation and adoption of planning documents, and process improvements that accelerate housing production and facilitate compliance to implement the sixth-cycle Regional Housing Needs Assessment	
MHP (1)	1	\$9,573,541	53	54			New construction	\$14,438,945
NPLH Non-APC (2)	2	\$18,999,790	54	161				\$47,006,098
PLHA (State SB2)	9	\$2,427,055					Grants to Local governments for housing-related projects and programs	
PLHA Comp (State SB2)	1	\$1,000,000					Grants to Local governments to assist persons experiencing or At risk of homelessness and investments that increase the supply of housing to households with incomes of 60 percent or less of AMI	
Serna SF (1)	1	\$3,000,000	30	30			New construction	\$3,820,000
Serna MF (SB2)	2	\$9,324,828	61	135			New construction	\$37,226,896

County and Program	# of Awards	Award Amounts	HCD Assisted or Regulated Units	New Housing Units	Rehab Housing Units	Other Activities	Type of Activity	Other Funds Leveraged
THP (State GF)	1	\$44,000					Grants to counties for child welfare services agencies to help young adults aged 18 to 25 years find and maintain housing	
CDBG (Federal - CV)	5	\$1,749,130				2,786	Subsistence Payments (2,779), ED Assistance for Profits (7)	
CDBG (Federal)	3	\$4,448,800				21,075	Community Development Planning (6,335), PFI:03J: Water/Sewer Improvements (14,740)	
HOME (Federal)	6	\$9,965,677	99	80	6		Rental New Construction, Owner Occupied Rehab, First-Time Homebuyer Program	
<b>County Total:</b>	<b>40</b>	<b>\$68,709,456</b>	<b>411</b>	<b>491</b>	<b>89</b>	<b>23,861</b>		<b>\$102,491,939</b>
<b>Tuolumne</b>								
CDBG (Federal - CV)	1	\$203,229				160	Rental Housing Subsidies (160)	
CDBG (Federal)	1	\$193,500				1,235	Water/Sewer Improvements (1,235)	
HNP (State GF)	1	\$6,370					Grants to counties for the support of housing navigators to help young adults aged 18 years and up to 21 years secure and maintain housing	
LEAP (State GF)	1	\$150,000					Grants to cities and counties for the preparation and adoption of planning documents, and process improvements that accelerate housing production and facilitate compliance to implement the sixth-cycle Regional Housing Needs Assessment	
REAP (State SB2)	1	\$200,970					Planning Grant	
THP (State GF)	1	\$6,400					Grants to counties for child welfare services agencies to help young adults aged 18 to 25 years find and maintain housing	
HOME (Federal)	1	\$1,000,000	15		5		Owner Occupied Rehab, First-Time Homebuyer Program	
<b>County Total:</b>	<b>7</b>	<b>\$1,760,469</b>	<b>15</b>	<b>0</b>	<b>5</b>	<b>1,395</b>		<b>\$0</b>

County and Program	# of Awards	Award Amounts	HCD Assisted or Regulated Units	New Housing Units	Rehab Housing Units	Other Activities	Type of Activity	Other Funds Leveraged
<b>Ventura</b>								
ESG (Federal - CV)	1	\$1,381,300				769	Emergency Shelter (ES) - Number of beds (165) Number HH Served (229) Number Persons Served (229), Street Outreach (SO) - Number HH Served (265) Number Persons Served (320), Rapid Re-Housing (RR) - Number of beds (75) Number HH Served (220) Number Persons Served (260), Homeless Management Information System (HMIS), Grant Administration (GA)	
HNP (State GF)	1	\$60,535					Grants to counties for the support of housing navigators to help young adults aged 18 years and up to 21 years secure and maintain housing	
LEAP (State GF)	7	\$1,645,000					Grants to cities and counties for the preparation and adoption of planning documents, and process improvements that accelerate housing production and facilitate compliance to implement the sixth-cycle Regional Housing Needs Assessment	
LHTF (1)	1	\$4,019,387					New construction	
PLHA (State SB2)	6	\$3,097,368					Grants to Local governments for housing-related projects and programs	
THP (State GF)	1	\$64,000					Grants to counties for child welfare services agencies to help young adults aged 18 to 25 years find and maintain housing	
Serna MF (1)	1	\$1,113,896	43	90			New construction	\$36,688,517
Serna MF (SB2)	2	\$10,908,640	64	159			New construction	\$70,675,988
ESG (Federal - CV)	1	\$161,198				230	Emergency Shelter, Rapid Re-housing, Street Outreach	
<b>County Total:</b>	<b>21</b>	<b>\$22,451,324</b>	<b>107</b>	<b>249</b>	<b>0</b>	<b>999</b>		<b>\$107,364,505</b>
<b>Yolo</b>								
CDBG (Federal - CV)	1	\$119,499				80	Operating Costs Homeless/AIDS Patients (80)	
ESG (Federal - CV)	1	\$138,654				67	Homelessness Prevention, Rapid Re-housing, Street Outreach	

County and Program	# of Awards	Award Amounts	HCD Assisted or Regulated Units	New Housing Units	Rehab Housing Units	Other Activities	Type of Activity	Other Funds Leveraged
ESG (Federal - CV)	1	\$5,600,915				251	Emergency Shelter (ES) - Number of beds (75) Number HH Served (75) Number Persons Served (100), Street Outreach (SO) - Number HH Served (19) Number Persons Served (25), Homelessness Prevention (HP) - Number HH Served (47) Number Persons Served (63), Rapid Re-Housing (RR) - Number HH Served (47) Number Persons Served (63), Homeless Management Information System (HMIS), Grant Administration (GA)	
HNP (State GF)	1	\$40,510					Grants to counties for the support of housing navigators to help young adults aged 18 years and up to 21 years secure and maintain housing	
LEAP (State GF)	2	\$215,000					Grants to cities and counties for the preparation and adoption of planning documents, and process improvements that accelerate housing production and facilitate compliance to implement the sixth-cycle Regional Housing Needs Assessment	
NPLH Non-APC (2)	2	\$13,597,314	51	106				\$51,627,600
PLHA (State SB2)	4	\$777,306					Grants to Local governments for housing-related projects and programs	
Serna Migrant (1C)	1	\$80,134					Migrant Rehab	
THP (State GF)	1	\$37,600					Grants to counties for child welfare services agencies to help young adults aged 18 to 25 years find and maintain housing	
CDBG (Federal)	1	\$4,260,000				1,139	Senior Centers (1,139)	
<b>County Total:</b>	<b>15</b>	<b>\$24,866,932</b>	<b>51</b>	<b>106</b>	<b>0</b>	<b>1,537</b>		<b>\$51,627,600</b>
<b>Yuba</b>								
CDBG (Federal - CV)	1	\$228,607				250	Food Banks (250)	
ESG (Federal - CV)	3	\$470,100				253	Homelessness Prevention, Emergency Shelter, Rapid Re-housing, Street Outreach	

County and Program	# of Awards	Award Amounts	HCD Assisted or Regulated Units	New Housing Units	Rehab Housing Units	Other Activities	Type of Activity	Other Funds Leveraged
HNP (State GF)	1	\$15,475					Grants to counties for the support of housing navigators to help young adults aged 18 years and up to 21 years secure and maintain housing	
MHP (1)	2	\$16,884,259	94	96			New construction	\$18,813,873
PLHA (State SB2)	2	\$382,759					Grants to Local governments for housing-related projects and programs	
THP (State GF)	1	\$13,600					Grants to counties for child welfare services agencies to help young adults aged 18 to 25 years find and maintain housing	
HOME (Federal)	1	\$1,000,000	15		15		Owner Occupied Rehab, First-Time Homebuyer Program	
CDBG (Federal)	4	\$8,532,454				24,521	Acquisition of Property (61), Community Development Planning (17,640), Fair Housing Activity (subject to Admin. cap) (55), Fire Station/Equipment (6,765)	
<b>County Total:</b>	<b>15</b>	<b>\$27,527,254</b>	<b>109</b>	<b>96</b>	<b>15</b>	<b>25,024</b>		<b>\$18,813,873</b>
<b>All Counties Total:</b>	<b>1,022</b>	<b>\$1,681,361,216</b>	<b>7,704</b>	<b>9,936</b>	<b>975</b>	<b>393,806</b>		<b>\$4,045,849,468</b>



# 2020-2021 Program Awards by Program

Program and County	# of Awards	Award Amounts	HCD Assisted or Regulated Units	New Housing Units	Rehab Housing Units	Other Activities	Type of Activity	Other Funds Leveraged
<b>State Bond Funds - Proposition 1</b>								
CalHome - General								
Alameda	4	\$8,492,500	74	74			Accessory Dwelling Units/Junior Accessory Dwelling Units, Mortgage Assistance, Project Development	
Fresno	2	\$6,430,000	30	30			Mortgage Assistance, Owner Occupied Rehab, Project Development, Self-Help Technical Assistance	
Kern	1	\$1,500,000	6	6			Mortgage Assistance, Owner Occupied Rehab	
Kings	1	\$750,000	7	7			Mortgage Assistance	
Lake	2	\$768,250	13	13			Mortgage Assistance, Self-Help Technical Assistance	
Los Angeles	11	\$33,535,250	430	252	178		Accessory Dwelling Units/Junior Accessory Dwelling Units, Mortgage Assistance, Owner Occupied Rehab, Project Development, Conversion	\$1,196,897
Madera	2	\$1,200,000	45	45			Mortgage Assistance, Owner Occupied Rehab	
Merced	2	\$1,400,000	38	38			Mortgage Assistance, Owner Occupied Rehab	
Monterey	1	\$1,000,000	10	10			Accessory Dwelling Units/Junior Accessory Dwelling Units	
Orange	1	\$5,000,000	250		250		Owner Occupied Rehab	
Riverside	2	\$5,990,000	83	83			Mortgage Assistance, Project Development	\$23,332,360

Program and County	# of Awards	Award Amounts	HCD Assisted or Regulated Units	New Housing Units	Rehab Housing Units	Other Activities	Type of Activity	Other Funds Leveraged
Sacramento	5	\$10,244,990	123	100	23		Mortgage Assistance, Owner Occupied Rehab, Self-Help Technical Assistance	
San Bernardino	2	\$4,960,750	59	59			Mortgage Assistance	
San Diego	4	\$6,639,250	48	48			Mortgage Assistance, Project Development	\$2,358,074
San Francisco	3	\$6,600,000	126	66	60		Mortgage Assistance, Owner Occupied Rehab, Self-Help Technical Assistance	
San Luis Obispo	1	\$150,000					Self-Help Technical Assistance	
San Mateo	2	\$3,200,000	44	44			Accessory Dwelling Units/Junior Accessory Dwelling Units, Project Development	
Santa Clara	1	\$1,203,000	8	8			Project Development	
Santa Cruz	1	\$2,210,000	21	21			Accessory Dwelling Units/Junior Accessory Dwelling Units, Mortgage Assistance	
Solano	1	\$500,000	5	5			Project Development	
Sonoma	1	\$2,500,000	25	25			Mortgage Assistance	
Stanislaus	1	\$2,266,000	22	22			Project Development, Self-Help Technical Assistance	\$140,000
Tulare	5	\$7,832,000	114	31	83		Mortgage Assistance, Owner Occupied Rehab	
<b>Program Total:</b>	<b>56</b>	<b>\$114,371,990</b>	<b>1,581</b>	<b>987</b>	<b>594</b>	<b>0</b>		<b>\$27,027,331</b>
Joe Serna Jr. Farmworker Housing Grant Program (Serna) - Multifamily								
Fresno	2	\$15,000,000	151	153			New construction	\$33,376,669
Imperial	3	\$16,726,686	88	168			New construction	\$40,188,827
Kern	2	\$8,438,845	65	72	60		New Construction and Rehabilitation	\$27,469,266
Kings	1	\$5,231,901	35	72			New construction	\$19,346,902
Merced	1	\$4,400,310	29	60			New construction	\$16,517,030
Monterey	2	\$18,879,688	61	222			New construction	\$99,846,294

Program and County	# of Awards	Award Amounts	HCD Assisted or Regulated Units	New Housing Units	Rehab Housing Units	Other Activities	Type of Activity	Other Funds Leveraged
Santa Barbara	1	\$2,075,000	32	33			New construction	\$6,346,280
Santa Clara	1	\$2,856,821	2		18		Rehabilitation	\$1,498,852
Santa Cruz	1	\$6,752,313	35	72			New construction	\$49,315,324
Sonoma	2	\$12,024,528	74	141			New construction	\$87,707,900
Ventura	1	\$1,113,896	43	90			New construction	\$36,688,517
<b>Program Total:</b>	<b>17</b>	<b>\$93,499,988</b>	<b>615</b>	<b>1,083</b>	<b>78</b>	<b>0</b>		<b>\$418,301,861</b>
Joe Serna Jr. Farmworker Housing Grant Program (Serna) - Single Family								
Imperial	1	\$500,000	20	103			New construction	\$21,382,000
Tulare	1	\$3,000,000	30	30			New construction	\$3,820,000
<b>Program Total:</b>	<b>2</b>	<b>\$3,500,000</b>	<b>50</b>	<b>133</b>	<b>0</b>	<b>0</b>		<b>\$25,202,000</b>
Local Housing Trust Fund (LHTF)								
Alameda	4	\$18,333,333					New construction	
Contra Costa	1	\$2,000,000					New construction	
Los Angeles	2	\$6,000,000					New construction, Acquisition and rehabilitation	
Nevada	1	\$1,345,692					New construction	
Orange	1	\$4,215,360					New construction	
Sacramento	1	\$1,000,000					New construction	
San Diego	1	\$5,000,000					New construction	
San Francisco	1	\$5,000,000					New construction	
San Luis Obispo	1	\$1,170,644					New construction	
San Mateo	1	\$5,000,000					New construction	
Santa Clara	1	\$5,000,000					New construction	
Santa Cruz	1	\$5,000,000					New construction	
Ventura	1	\$4,019,387					New construction	
<b>Program Total:</b>	<b>17</b>	<b>\$63,084,416</b>	<b>0</b>	<b>0</b>	<b>0</b>	<b>0</b>		<b>\$0</b>
Multifamily Housing Program (MHP)								
Alameda	2	\$18,612,439	104	116			New construction	\$79,435,655
Fresno	1	\$11,398,771	60	61			New construction	\$21,696,327
Glenn	1	\$6,905,287	35	36			New construction	\$7,431,229

Program and County	# of Awards	Award Amounts	HCD Assisted or Regulated Units	New Housing Units	Rehab Housing Units	Other Activities	Type of Activity	Other Funds Leveraged
Los Angeles	5	\$75,484,291	440	462			New construction	\$217,464,037
Sacramento	1	\$11,500,000	81	38	44		New construction, Acquisition and rehabilitation	\$18,271,140
San Diego	1	\$19,080,000	126	127			New construction	\$34,751,301
San Francisco	2	\$21,013,262	80	133			New construction	\$85,362,567
San Joaquin	1	\$18,914,643	93	94			Acquisition and rehabilitation	\$21,001,769
Shasta	1	\$6,901,453	49	49			New construction	\$13,763,277
Tulare	1	\$9,573,541	53	54			New construction	\$14,438,945
Yuba	2	\$16,884,259	94	96			New construction	\$18,813,873
<b>Program Total:</b>	<b>18</b>	<b>\$216,267,946</b>	<b>1,215</b>	<b>1,266</b>	<b>44</b>	<b>0</b>		<b>\$532,430,120</b>
Transit Oriented Development (TOD)								
Alameda	5	\$29,942,733	733	761			New construction, Infrastructure	\$550,287,170
Los Angeles	12	\$78,904,422	959	1,232	17		New construction, Infrastructure	\$737,933,323
Sacramento	3	\$12,053,082	171	174			New construction, Infrastructure	\$8,409,840
San Diego	3	\$21,995,000	292	401			New construction, Infrastructure	\$155,234,392
Santa Clara	2	\$18,312,763	121	256			New construction	\$195,278,588
<b>Program Total:</b>	<b>25</b>	<b>\$161,208,000</b>	<b>2,276</b>	<b>2,824</b>	<b>17</b>	<b>0</b>		<b>\$1,647,143,313</b>
<b>Proposition 1 Total:</b>	<b>135</b>	<b>\$651,932,340</b>	<b>5,737</b>	<b>6,293</b>	<b>733</b>	<b>0</b>		<b>\$2,650,104,625</b>
State Bond Funds - Proposition 1C								
Joe Serna Jr. Farmworker Housing Grant Program (Serna) - Migrant								
Yolo	1	\$80,134					Migrant Rehab	
<b>Program Total:</b>	<b>1</b>	<b>\$80,134</b>	<b>0</b>	<b>0</b>	<b>0</b>	<b>0</b>		<b>\$0</b>
<b>Proposition 1C Total:</b>	<b>1</b>	<b>\$80,134</b>	<b>0</b>	<b>0</b>	<b>0</b>	<b>0</b>		<b>\$0</b>
State Bond Funds - Proposition 2								
No Place Like Home (NPLH) - Competitive and Non-Competitive								
Alameda	3	\$32,000,975	68	202				\$131,765,840
Butte	1	\$2,734,965	15	40				\$11,704,445
Contra Costa	1	\$2,231,574	8	96				\$73,916,560
Fresno	1	\$20,000,000	50		141			\$35,475,012

Program and County	# of Awards	Award Amounts	HCD Assisted or Regulated Units	New Housing Units	Rehab Housing Units	Other Activities	Type of Activity	Other Funds Leveraged
Kern	1	\$375,469	5	5				\$278,117
Kings	1	\$9,666,964	22	72				\$22,517,270
Madera		\$217,522						
Marin	1	\$7,657,998	14	41				\$26,519,605
Merced	1	\$631,401	3	70				\$33,141,743
Mono	1	\$500,000	8	81				\$49,966,780
Orange	5	\$33,120,519	120	315				\$148,830,574
Riverside	4	\$28,922,340	119	267				\$102,682,578
Sacramento	1	\$2,287,737	19	140				\$74,401,473
San Joaquin	1	\$2,141,364	18	27	11			\$15,456,565
San Luis Obispo	2	\$12,505,300	30	68	6			\$21,309,897
Santa Barbara	1	\$450,000	3	42				\$23,806,424
Santa Cruz	2	\$3,134,598	12	125				\$86,592,449
Shasta	1	\$3,610,143	15	49				\$17,642,435
Siskiyou	1	\$8,658,695	24	50				\$14,616,361
Sonoma	2	\$7,971,946	28	92				\$67,371,873
Sutter	1	\$1,096,705	19	40				\$12,401,292
Tulare	2	\$18,999,790	54	161				\$47,006,098
Yolo	2	\$13,597,314	51	106				\$51,627,600
<b>Program Total:</b>	<b>36</b>	<b>\$212,513,319</b>	<b>705</b>	<b>2,089</b>	<b>158</b>	<b>0</b>		<b>\$1,069,030,991</b>
No Place Like Home (NPLH) - Alternative Process Counties								
San Diego	1	\$12,262,010	40	97				\$50,063,201
San Francisco	1	\$322,157	1	4				\$2,819,957
Santa Clara	1	\$2,023,046	10	27				\$10,115,230
<b>Program Total:</b>	<b>3</b>	<b>\$14,607,213</b>	<b>51</b>	<b>128</b>	<b>0</b>	<b>0</b>		<b>\$62,998,388</b>
<b>Proposition 2 Total:</b>	<b>39</b>	<b>\$227,120,532</b>	<b>756</b>	<b>2,217</b>	<b>158</b>	<b>0</b>		<b>\$1,132,029,379</b>
State Bond Funds - Proposition 46								
Multifamily Housing Program (MHP)								
Alameda	1	\$1,025,150	58	59			New Construction	\$37,416,292
<b>Program Total:</b>	<b>1</b>	<b>\$1,025,150</b>	<b>58</b>	<b>59</b>	<b>0</b>	<b>0</b>		<b>\$37,416,292</b>

Program and County	# of Awards	Award Amounts	HCD Assisted or Regulated Units	New Housing Units	Rehab Housing Units	Other Activities	Type of Activity	Other Funds Leveraged
<b>Proposition 46 Total:</b>	<b>1</b>	<b>\$1,025,150</b>	<b>58</b>	<b>59</b>	<b>0</b>	<b>0</b>		<b>\$37,416,292</b>
<b>State Funds - Other</b>								
<b>State Senate Bill 2 Funds (SB2)</b>								
Joe Serna Jr. Farmworker Housing Grant Program (Serna) - Multifamily								
Imperial	1	\$4,894,682	36	48			New construction	\$15,108,129
Lake	1	\$5,000,000	36	102			New construction	\$34,698,870
Santa Barbara	1	\$3,780,644	64	65			New construction	\$20,193,034
Santa Cruz	1	\$5,758,788	25	53			New construction	\$26,997,726
Sonoma	1	\$5,000,000	40	52			New construction	\$21,398,529
Tulare	2	\$9,324,828	61	135			New construction	\$37,226,896
Ventura	2	\$10,908,640	64	159			New construction	\$70,675,988
<b>Program Total:</b>	<b>9</b>	<b>\$44,667,582</b>	<b>326</b>	<b>614</b>	<b>0</b>	<b>0</b>		<b>\$226,299,172</b>
Permanent Local Housing Allocation (PLHA) - SB2 (Entitlement and Non-Entitlement Local Government)								
Alameda	9	\$8,596,019					Grants to Local governments for housing-related projects and programs	
Butte	1	\$137,051					Grants to Local governments for housing-related projects and programs	
Contra Costa	2	\$532,684					Grants to Local governments for housing-related projects and programs	
El Dorado	2	\$645,698					Grants to Local governments for housing-related projects and programs	
Fresno	5	\$5,387,166					Grants to Local governments for housing-related projects and programs	
Glenn	3	\$293,016					Grants to Local governments for housing-related projects and programs	
Humboldt	1	\$344,448					Grants to Local governments for housing-related projects and programs	
Kern	4	\$4,354,963					Grants to Local governments for housing-related projects and programs	
Kings	1	\$295,468					Grants to Local governments for housing-related projects and programs	
Los Angeles	17	\$49,338,059					Grants to Local governments for housing-related projects and programs	

Program and County	# of Awards	Award Amounts	HCD Assisted or Regulated Units	New Housing Units	Rehab Housing Units	Other Activities	Type of Activity	Other Funds Leveraged
Madera	1	\$110,382					Grants to Local governments for housing-related projects and programs	
Marin	1	\$725,571					Grants to Local governments for housing-related projects and programs	
Mariposa	1	\$128,455					Grants to Local governments for housing-related projects and programs	
Merced	1	\$310,947					Grants to Local governments for housing-related projects and programs	
Monterey	5	\$2,024,606					Grants to Local governments for housing-related projects and programs	
Napa	2	\$461,432					Grants to Local governments for housing-related projects and programs	
Nevada	4	\$625,344					Grants to Local governments for housing-related projects and programs	
Orange	17	\$12,640,099					Grants to Local governments for housing-related projects and programs	
Placer	3	\$903,094					Grants to Local governments for housing-related projects and programs	
Plumas	1	\$121,182					Grants to Local governments for housing-related projects and programs	
Riverside	13	\$9,975,428					Grants to Local governments for housing-related projects and programs	
Sacramento	3	\$5,390,652					Grants to Local governments for housing-related projects and programs	
San Bernardino	8	\$8,357,761					Grants to Local governments for housing-related projects and programs	
San Diego	7	\$10,469,665					Grants to Local governments for housing-related projects and programs	
San Francisco	1	\$8,718,035					Grants to Local governments for housing-related projects and programs	
San Joaquin	3	\$3,357,888					Grants to Local governments for housing-related projects and programs	
San Luis Obispo	2	\$993,684					Grants to Local governments for housing-related projects and programs	

Program and County	# of Awards	Award Amounts	HCD Assisted or Regulated Units	New Housing Units	Rehab Housing Units	Other Activities	Type of Activity	Other Funds Leveraged
San Mateo	5	\$2,628,964					Grants to Local governments for housing-related projects and programs	
Santa Barbara	4	\$1,850,382					Grants to Local governments for housing-related projects and programs	
Santa Clara	1	\$4,348,646					Grants to Local governments for housing-related projects and programs	
Santa Cruz	2	\$830,696					Grants to Local governments for housing-related projects and programs	
Shasta	1	\$336,814					Grants to Local governments for housing-related projects and programs	
Siskiyou	1	\$142,120					Grants to Local governments for housing-related projects and programs	
Solano	3	\$1,024,513					Grants to Local governments for housing-related projects and programs	
Sonoma	2	\$1,593,718					Grants to Local governments for housing-related projects and programs	
Stanislaus	3	\$2,246,792					Grants to Local governments for housing-related projects and programs	
Sutter	2	\$427,473					Grants to Local governments for housing-related projects and programs	
Tulare	9	\$2,427,055					Grants to Local governments for housing-related projects and programs	
Ventura	6	\$3,097,368					Grants to Local governments for housing-related projects and programs	
Yolo	4	\$777,306					Grants to Local governments for housing-related projects and programs	
Yuba	2	\$382,759					Grants to Local governments for housing-related projects and programs	
<b>Program Total:</b>	<b>163</b>	<b>\$157,353,403</b>	<b>0</b>	<b>0</b>	<b>0</b>	<b>0</b>		<b>\$0</b>



Program and County	# of Awards	Award Amounts	HCD Assisted or Regulated Units	New Housing Units	Rehab Housing Units	Other Activities	Type of Activity	Other Funds Leveraged
Permanent Local Housing Allocation (PLHA) - SB2 (Competitive Non-Entitlement Local Government)								
El Dorado	2	\$1,617,000					Grants to Local governments to assist persons experiencing or At risk of homelessness and investments that increase the supply of housing to households with incomes of 60 percent or less of AMI	
Merced	1	\$1,000,000					Grants to Local governments to assist persons experiencing or At risk of homelessness and investments that increase the supply of housing to households with incomes of 60 percent or less of AMI	
Nevada	1	\$2,609,721					Grants to Local governments to assist persons experiencing or At risk of homelessness and investments that increase the supply of housing to households with incomes of 60 percent or less of AMI	
Tulare	1	\$1,000,000					Grants to Local governments to assist persons experiencing or At risk of homelessness and investments that increase the supply of housing to households with incomes of 60 percent or less of AMI	
<b>Program Total:</b>	<b>5</b>	<b>\$6,226,721</b>	<b>0</b>	<b>0</b>	<b>0</b>	<b>0</b>		<b>\$0</b>
Planning Grants Program (PGP) - SB2								
Fresno	1	\$160,000					Preparation, adoption, and implementation of plans that streamline housing approvals and accelerate housing production	
Humboldt	1	\$160,000					Preparation, adoption, and implementation of plans that streamline housing approvals and accelerate housing production	

Program and County	# of Awards	Award Amounts	HCD Assisted or Regulated Units	New Housing Units	Rehab Housing Units	Other Activities	Type of Activity	Other Funds Leveraged
Los Angeles	1	\$160,000					Preparation, adoption, and implementation of plans that streamline housing approvals and accelerate housing production	
<b>Program Total:</b>	<b>3</b>	<b>\$480,000</b>	<b>0</b>	<b>0</b>	<b>0</b>	<b>0</b>		<b>\$0</b>
Regional Early Action Planning Grant Program (REAP) - SB2								
Amador	1	\$444,004					Planning Grant	
Butte	1	\$662,501					Planning Grant	
Calaveras	1	\$200,970					Planning Grant	
Colusa	1	\$182,275					Planning Grant	
Inyo	1	\$121,517					Planning Grant	
Lake	1	\$261,729					Planning Grant	
Los Angeles	1	\$35,603,268					Planning Grant	
Mariposa	1	\$60,758					Planning Grant	
Mendocino	1	\$383,245					Planning Grant	
Sacramento	1	\$5,078,380					Planning Grant	
San Francisco	1	\$18,066,861					Planning Grant	
Shasta	1	\$682,364					Planning Grant	
Tuolumne	1	\$200,970					Planning Grant	
<b>Program Total:</b>	<b>13</b>	<b>\$61,948,842</b>	<b>0</b>	<b>0</b>	<b>0</b>	<b>0</b>		<b>\$0</b>
<b>SB2 Total:</b>	<b>193</b>	<b>\$270,676,548</b>	<b>326</b>	<b>614</b>	<b>0</b>	<b>0</b>		<b>\$226,299,172</b>
State General Funds								
Housing Navigators Program (HNP) - SB74								
Alameda	1	\$246,700					Grants to counties for the support of housing navigators to help young adults aged 18 years and up to 21 years secure and maintain housing	
Amador	1	\$5,460					Grants to counties for the support of housing navigators to help young adults aged 18 years and up to 21 years secure and maintain housing	

Program and County	# of Awards	Award Amounts	HCD Assisted or Regulated Units	New Housing Units	Rehab Housing Units	Other Activities	Type of Activity	Other Funds Leveraged
Butte	1	\$35,505					Grants to counties for the support of housing navigators to help young adults aged 18 years and up to 21 years secure and maintain housing	
Calaveras	1	\$8,650					Grants to counties for the support of housing navigators to help young adults aged 18 years and up to 21 years secure and maintain housing	
Contra Costa	1	\$116,980					Grants to counties for the support of housing navigators to help young adults aged 18 years and up to 21 years secure and maintain housing	
El Dorado	1	\$26,855					Grants to counties for the support of housing navigators to help young adults aged 18 years and up to 21 years secure and maintain housing	
Fresno	1	\$144,290					Grants to counties for the support of housing navigators to help young adults aged 18 years and up to 21 years secure and maintain housing	
Glenn	1	\$6,370					Grants to counties for the support of housing navigators to help young adults aged 18 years and up to 21 years secure and maintain housing	
Humboldt	1	\$30,495					Grants to counties for the support of housing navigators to help young adults aged 18 years and up to 21 years secure and maintain housing	
Imperial	1	\$38,690					Grants to counties for the support of housing navigators to help young adults aged 18 years and up to 21 years secure and maintain housing	
Kings	1	\$34,135					Grants to counties for the support of housing navigators to help young adults aged 18 years and up to 21 years secure and maintain housing	

Program and County	# of Awards	Award Amounts	HCD Assisted or Regulated Units	New Housing Units	Rehab Housing Units	Other Activities	Type of Activity	Other Funds Leveraged
Lassen	1	\$3,185					Grants to counties for the support of housing navigators to help young adults aged 18 years and up to 21 years secure and maintain housing	
Los Angeles	1	\$1,771,171					Grants to counties for the support of housing navigators to help young adults aged 18 years and up to 21 years secure and maintain housing	
Madera	1	\$23,215					Grants to counties for the support of housing navigators to help young adults aged 18 years and up to 21 years secure and maintain housing	
Marin	1	\$12,745					Grants to counties for the support of housing navigators to help young adults aged 18 years and up to 21 years secure and maintain housing	
Mariposa	1	\$2,275					Grants to counties for the support of housing navigators to help young adults aged 18 years and up to 21 years secure and maintain housing	
Mendocino	1	\$18,660					Grants to counties for the support of housing navigators to help young adults aged 18 years and up to 21 years secure and maintain housing	
Merced	1	\$60,535					Grants to counties for the support of housing navigators to help young adults aged 18 years and up to 21 years secure and maintain housing	
Monterey	1	\$34,595					Grants to counties for the support of housing navigators to help young adults aged 18 years and up to 21 years secure and maintain housing	
Napa	1	\$17,295					Grants to counties for the support of housing navigators to help young adults aged 18 years and up to 21 years secure and maintain housing	

Program and County	# of Awards	Award Amounts	HCD Assisted or Regulated Units	New Housing Units	Rehab Housing Units	Other Activities	Type of Activity	Other Funds Leveraged
Nevada	1	\$5,915					Grants to counties for the support of housing navigators to help young adults aged 18 years and up to 21 years secure and maintain housing	
Orange	1	\$221,210					Grants to counties for the support of housing navigators to help young adults aged 18 years and up to 21 years secure and maintain housing	
Placer	1	\$25,945					Grants to counties for the support of housing navigators to help young adults aged 18 years and up to 21 years secure and maintain housing	
Riverside	1	\$223,940					Grants to counties for the support of housing navigators to help young adults aged 18 years and up to 21 years secure and maintain housing	
Sacramento	1	\$290,950					Grants to counties for the support of housing navigators to help young adults aged 18 years and up to 21 years secure and maintain housing	
San Benito	1	\$6,825					Grants to counties for the support of housing navigators to help young adults aged 18 years and up to 21 years secure and maintain housing	
San Bernardino	1	\$394,968					Grants to counties for the support of housing navigators to help young adults aged 18 years and up to 21 years secure and maintain housing	
San Diego	1	\$212,565					Grants to counties for the support of housing navigators to help young adults aged 18 years and up to 21 years secure and maintain housing	
San Francisco	1	\$147,020					Grants to counties for the support of housing navigators to help young adults aged 18 years and up to 21 years secure and maintain housing	

Program and County	# of Awards	Award Amounts	HCD Assisted or Regulated Units	New Housing Units	Rehab Housing Units	Other Activities	Type of Activity	Other Funds Leveraged
San Joaquin	1	\$148,385					Grants to counties for the support of housing navigators to help young adults aged 18 years and up to 21 years secure and maintain housing	
San Luis Obispo	1	\$48,705					Grants to counties for the support of housing navigators to help young adults aged 18 years and up to 21 years secure and maintain housing	
San Mateo	1	\$47,790					Grants to counties for the support of housing navigators to help young adults aged 18 years and up to 21 years secure and maintain housing	
Santa Barbara	1	\$43,240					Grants to counties for the support of housing navigators to help young adults aged 18 years and up to 21 years secure and maintain housing	
Santa Clara	1	\$126,080					Grants to counties for the support of housing navigators to help young adults aged 18 years and up to 21 years secure and maintain housing	
Santa Cruz	1	\$26,400					Grants to counties for the support of housing navigators to help young adults aged 18 years and up to 21 years secure and maintain housing	
Shasta	1	\$26,400					Grants to counties for the support of housing navigators to help young adults aged 18 years and up to 21 years secure and maintain housing	
Siskiyou	1	\$6,370					Grants to counties for the support of housing navigators to help young adults aged 18 years and up to 21 years secure and maintain housing	
Solano	1	\$37,780					Grants to counties for the support of housing navigators to help young adults aged 18 years and up to 21 years secure and maintain housing	

Program and County	# of Awards	Award Amounts	HCD Assisted or Regulated Units	New Housing Units	Rehab Housing Units	Other Activities	Type of Activity	Other Funds Leveraged
Sonoma	1	\$49,160					Grants to counties for the support of housing navigators to help young adults aged 18 years and up to 21 years secure and maintain housing	
Stanislaus	1	\$63,270					Grants to counties for the support of housing navigators to help young adults aged 18 years and up to 21 years secure and maintain housing	
Trinity	1	\$2,275					Grants to counties for the support of housing navigators to help young adults aged 18 years and up to 21 years secure and maintain housing	
Tulare	1	\$64,635					Grants to counties for the support of housing navigators to help young adults aged 18 years and up to 21 years secure and maintain housing	
Tuolumne	1	\$6,370					Grants to counties for the support of housing navigators to help young adults aged 18 years and up to 21 years secure and maintain housing	
Ventura	1	\$60,535					Grants to counties for the support of housing navigators to help young adults aged 18 years and up to 21 years secure and maintain housing	
Yolo	1	\$40,510					Grants to counties for the support of housing navigators to help young adults aged 18 years and up to 21 years secure and maintain housing	
Yuba	1	\$15,475					Grants to counties for the support of housing navigators to help young adults aged 18 years and up to 21 years secure and maintain housing	
<b>Program Total:</b>	<b>46</b>	<b>\$4,980,524</b>	<b>0</b>	<b>0</b>	<b>0</b>	<b>0</b>		<b>\$0</b>

Program and County	# of Awards	Award Amounts	HCD Assisted or Regulated Units	New Housing Units	Rehab Housing Units	Other Activities	Type of Activity	Other Funds Leveraged
Local Early Action Planning (LEAP)								
Alameda	8	\$2,765,000					Grants to cities and counties for the preparation and adoption of planning documents, and process improvements that accelerate housing production and facilitate compliance to implement the sixth-cycle Regional Housing Needs Assessment	
Amador	2	\$130,000					Grants to cities and counties for the preparation and adoption of planning documents, and process improvements that accelerate housing production and facilitate compliance to implement the sixth-cycle Regional Housing Needs Assessment	
Contra Costa	14	\$2,745,000					Grants to cities and counties for the preparation and adoption of planning documents, and process improvements that accelerate housing production and facilitate compliance to implement the sixth-cycle Regional Housing Needs Assessment	
El Dorado	1	\$500,000					Grants to cities and counties for the preparation and adoption of planning documents, and process improvements that accelerate housing production and facilitate compliance to implement the sixth-cycle Regional Housing Needs Assessment	
Fresno	8	\$2,560,000					Grants to cities and counties for the preparation and adoption of planning documents, and process improvements that accelerate housing production and facilitate compliance to implement the sixth-cycle Regional Housing Needs Assessment	



Program and County	# of Awards	Award Amounts	HCD Assisted or Regulated Units	New Housing Units	Rehab Housing Units	Other Activities	Type of Activity	Other Funds Leveraged
Glenn	2	\$365,000					Grants to cities and counties for the preparation and adoption of planning documents, and process improvements that accelerate housing production and facilitate compliance to implement the sixth-cycle Regional Housing Needs Assessment	
Humboldt	3	\$195,000					Grants to cities and counties for the preparation and adoption of planning documents, and process improvements that accelerate housing production and facilitate compliance to implement the sixth-cycle Regional Housing Needs Assessment	
Imperial	4	\$515,000					Grants to cities and counties for the preparation and adoption of planning documents, and process improvements that accelerate housing production and facilitate compliance to implement the sixth-cycle Regional Housing Needs Assessment	
Kern	5	\$1,700,000					Grants to cities and counties for the preparation and adoption of planning documents, and process improvements that accelerate housing production and facilitate compliance to implement the sixth-cycle Regional Housing Needs Assessment	
Kings	2	\$215,000					Grants to cities and counties for the preparation and adoption of planning documents, and process improvements that accelerate housing production and facilitate compliance to implement the sixth-cycle Regional Housing Needs Assessment	

Program and County	# of Awards	Award Amounts	HCD Assisted or Regulated Units	New Housing Units	Rehab Housing Units	Other Activities	Type of Activity	Other Funds Leveraged
Lake	1	\$65,000					Grants to cities and counties for the preparation and adoption of planning documents, and process improvements that accelerate housing production and facilitate compliance to implement the sixth-cycle Regional Housing Needs Assessment	
Los Angeles	39	\$8,547,000					Grants to cities and counties for the preparation and adoption of planning documents, and process improvements that accelerate housing production and facilitate compliance to implement the sixth-cycle Regional Housing Needs Assessment	
Madera	1	\$65,000					Grants to cities and counties for the preparation and adoption of planning documents, and process improvements that accelerate housing production and facilitate compliance to implement the sixth-cycle Regional Housing Needs Assessment	
Marin	7	\$625,000					Grants to cities and counties for the preparation and adoption of planning documents, and process improvements that accelerate housing production and facilitate compliance to implement the sixth-cycle Regional Housing Needs Assessment	
Mariposa	1	\$65,000					Grants to cities and counties for the preparation and adoption of planning documents, and process improvements that accelerate housing production and facilitate compliance to implement the sixth-cycle Regional Housing Needs Assessment	

Program and County	# of Awards	Award Amounts	HCD Assisted or Regulated Units	New Housing Units	Rehab Housing Units	Other Activities	Type of Activity	Other Funds Leveraged
Mendocino	1	\$150,000					Grants to cities and counties for the preparation and adoption of planning documents, and process improvements that accelerate housing production and facilitate compliance to implement the sixth-cycle Regional Housing Needs Assessment	
Merced	3	\$365,000					Grants to cities and counties for the preparation and adoption of planning documents, and process improvements that accelerate housing production and facilitate compliance to implement the sixth-cycle Regional Housing Needs Assessment	
Mono	2	\$130,000					Grants to cities and counties for the preparation and adoption of planning documents, and process improvements that accelerate housing production and facilitate compliance to implement the sixth-cycle Regional Housing Needs Assessment	
Monterey	8	\$1,475,000					Grants to cities and counties for the preparation and adoption of planning documents, and process improvements that accelerate housing production and facilitate compliance to implement the sixth-cycle Regional Housing Needs Assessment	
Napa	2	\$365,000					Grants to cities and counties for the preparation and adoption of planning documents, and process improvements that accelerate housing production and facilitate compliance to implement the sixth-cycle Regional Housing Needs Assessment	

Program and County	# of Awards	Award Amounts	HCD Assisted or Regulated Units	New Housing Units	Rehab Housing Units	Other Activities	Type of Activity	Other Funds Leveraged
Nevada	1	\$65,000					Grants to cities and counties for the preparation and adoption of planning documents, and process improvements that accelerate housing production and facilitate compliance to implement the sixth-cycle Regional Housing Needs Assessment	
Orange	17	\$5,930,000					Grants to cities and counties for the preparation and adoption of planning documents, and process improvements that accelerate housing production and facilitate compliance to implement the sixth-cycle Regional Housing Needs Assessment	
Placer	4	\$1,365,000					Grants to cities and counties for the preparation and adoption of planning documents, and process improvements that accelerate housing production and facilitate compliance to implement the sixth-cycle Regional Housing Needs Assessment	
Plumas	1	\$65,000					Grants to cities and counties for the preparation and adoption of planning documents, and process improvements that accelerate housing production and facilitate compliance to implement the sixth-cycle Regional Housing Needs Assessment	
Riverside	9	\$2,215,000					Grants to cities and counties for the preparation and adoption of planning documents, and process improvements that accelerate housing production and facilitate compliance to implement the sixth-cycle Regional Housing Needs Assessment	

Program and County	# of Awards	Award Amounts	HCD Assisted or Regulated Units	New Housing Units	Rehab Housing Units	Other Activities	Type of Activity	Other Funds Leveraged
Sacramento	2	\$365,000					Grants to cities and counties for the preparation and adoption of planning documents, and process improvements that accelerate housing production and facilitate compliance to implement the sixth-cycle Regional Housing Needs Assessment	
San Benito	2	\$130,000					Grants to cities and counties for the preparation and adoption of planning documents, and process improvements that accelerate housing production and facilitate compliance to implement the sixth-cycle Regional Housing Needs Assessment	
San Bernardino	8	\$2,469,040					Grants to cities and counties for the preparation and adoption of planning documents, and process improvements that accelerate housing production and facilitate compliance to implement the sixth-cycle Regional Housing Needs Assessment	
San Diego	9	\$3,295,000					Grants to cities and counties for the preparation and adoption of planning documents, and process improvements that accelerate housing production and facilitate compliance to implement the sixth-cycle Regional Housing Needs Assessment	
San Joaquin	4	\$1,050,000					Grants to cities and counties for the preparation and adoption of planning documents, and process improvements that accelerate housing production and facilitate compliance to implement the sixth-cycle Regional Housing Needs Assessment	

Program and County	# of Awards	Award Amounts	HCD Assisted or Regulated Units	New Housing Units	Rehab Housing Units	Other Activities	Type of Activity	Other Funds Leveraged
San Luis Obispo	3	\$630,000					Grants to cities and counties for the preparation and adoption of planning documents, and process improvements that accelerate housing production and facilitate compliance to implement the sixth-cycle Regional Housing Needs Assessment	
San Mateo	8	\$1,465,000					Grants to cities and counties for the preparation and adoption of planning documents, and process improvements that accelerate housing production and facilitate compliance to implement the sixth-cycle Regional Housing Needs Assessment	
Santa Barbara	2	\$565,000					Grants to cities and counties for the preparation and adoption of planning documents, and process improvements that accelerate housing production and facilitate compliance to implement the sixth-cycle Regional Housing Needs Assessment	
Santa Clara	7	\$1,614,278					Grants to cities and counties for the preparation and adoption of planning documents, and process improvements that accelerate housing production and facilitate compliance to implement the sixth-cycle Regional Housing Needs Assessment	
Santa Cruz	2	\$365,000					Grants to cities and counties for the preparation and adoption of planning documents, and process improvements that accelerate housing production and facilitate compliance to implement the sixth-cycle Regional Housing Needs Assessment	

Program and County	# of Awards	Award Amounts	HCD Assisted or Regulated Units	New Housing Units	Rehab Housing Units	Other Activities	Type of Activity	Other Funds Leveraged
Shasta	2	\$355,000					Grants to cities and counties for the preparation and adoption of planning documents, and process improvements that accelerate housing production and facilitate compliance to implement the sixth-cycle Regional Housing Needs Assessment	
Sierra	1	\$65,000					Grants to cities and counties for the preparation and adoption of planning documents, and process improvements that accelerate housing production and facilitate compliance to implement the sixth-cycle Regional Housing Needs Assessment	
Siskiyou	5	\$325,000					Grants to cities and counties for the preparation and adoption of planning documents, and process improvements that accelerate housing production and facilitate compliance to implement the sixth-cycle Regional Housing Needs Assessment	
Solano	3	\$600,000					Grants to cities and counties for the preparation and adoption of planning documents, and process improvements that accelerate housing production and facilitate compliance to implement the sixth-cycle Regional Housing Needs Assessment	
Sonoma	3	\$865,000					Grants to cities and counties for the preparation and adoption of planning documents, and process improvements that accelerate housing production and facilitate compliance to implement the sixth-cycle Regional Housing Needs Assessment	

Program and County	# of Awards	Award Amounts	HCD Assisted or Regulated Units	New Housing Units	Rehab Housing Units	Other Activities	Type of Activity	Other Funds Leveraged
Stanislaus	4	\$1,100,000					Grants to cities and counties for the preparation and adoption of planning documents, and process improvements that accelerate housing production and facilitate compliance to implement the sixth-cycle Regional Housing Needs Assessment	
Sutter	1	\$300,000					Grants to cities and counties for the preparation and adoption of planning documents, and process improvements that accelerate housing production and facilitate compliance to implement the sixth-cycle Regional Housing Needs Assessment	
Tehama	1	\$65,000					Grants to cities and counties for the preparation and adoption of planning documents, and process improvements that accelerate housing production and facilitate compliance to implement the sixth-cycle Regional Housing Needs Assessment	
Tulare	3	\$280,000					Grants to cities and counties for the preparation and adoption of planning documents, and process improvements that accelerate housing production and facilitate compliance to implement the sixth-cycle Regional Housing Needs Assessment	
Tuolumne	1	\$150,000					Grants to cities and counties for the preparation and adoption of planning documents, and process improvements that accelerate housing production and facilitate compliance to implement the sixth-cycle Regional Housing Needs Assessment	



Program and County	# of Awards	Award Amounts	HCD Assisted or Regulated Units	New Housing Units	Rehab Housing Units	Other Activities	Type of Activity	Other Funds Leveraged
Ventura	7	\$1,645,000					Grants to cities and counties for the preparation and adoption of planning documents, and process improvements that accelerate housing production and facilitate compliance to implement the sixth-cycle Regional Housing Needs Assessment	
Yolo	2	\$215,000					Grants to cities and counties for the preparation and adoption of planning documents, and process improvements that accelerate housing production and facilitate compliance to implement the sixth-cycle Regional Housing Needs Assessment	
<b>Program Total:</b>	<b>226</b>	<b>\$51,095,318</b>	<b>0</b>	<b>0</b>	<b>0</b>	<b>0</b>		<b>\$0</b>
Transitional Housing Program (THP) - SB74								
Alameda	1	\$498,400					Grants to counties for child welfare services agencies to help young adults aged 18 to 25 years find and maintain housing	
Amador	1	\$5,600					Grants to counties for child welfare services agencies to help young adults aged 18 to 25 years find and maintain housing	
Butte	1	\$41,600					Grants to counties for child welfare services agencies to help young adults aged 18 to 25 years find and maintain housing	
Calaveras	1	\$10,400					Grants to counties for child welfare services agencies to help young adults aged 18 to 25 years find and maintain housing	
Contra Costa	1	\$113,600					Grants to counties for child welfare services agencies to help young adults aged 18 to 25 years find and maintain housing	

Program and County	# of Awards	Award Amounts	HCD Assisted or Regulated Units	New Housing Units	Rehab Housing Units	Other Activities	Type of Activity	Other Funds Leveraged
Del Norte	1	\$1,600					Grants to counties for child welfare services agencies to help young adults aged 18 to 25 years find and maintain housing	
El Dorado	1	\$32,000					Grants to counties for child welfare services agencies to help young adults aged 18 to 25 years find and maintain housing	
Fresno	1	\$116,000					Grants to counties for child welfare services agencies to help young adults aged 18 to 25 years find and maintain housing	
Glenn	1	\$4,800					Grants to counties for child welfare services agencies to help young adults aged 18 to 25 years find and maintain housing	
Humboldt	1	\$32,800					Grants to counties for child welfare services agencies to help young adults aged 18 to 25 years find and maintain housing	
Imperial	1	\$41,600					Grants to counties for child welfare services agencies to help young adults aged 18 to 25 years find and maintain housing	
Kern	1	\$163,200					Grants to counties for child welfare services agencies to help young adults aged 18 to 25 years find and maintain housing	
Kings	1	\$40,000					Grants to counties for child welfare services agencies to help young adults aged 18 to 25 years find and maintain housing	
Lassen	1	\$6,400					Grants to counties for child welfare services agencies to help young adults aged 18 to 25 years find and maintain housing	

Program and County	# of Awards	Award Amounts	HCD Assisted or Regulated Units	New Housing Units	Rehab Housing Units	Other Activities	Type of Activity	Other Funds Leveraged
Los Angeles	1	\$2,740,000					Grants to counties for child welfare services agencies to help young adults aged 18 to 25 years find and maintain housing	
Madera	1	\$16,000					Grants to counties for child welfare services agencies to help young adults aged 18 to 25 years find and maintain housing	
Marin	1	\$39,200					Grants to counties for child welfare services agencies to help young adults aged 18 to 25 years find and maintain housing	
Mariposa	1	\$4,800					Grants to counties for child welfare services agencies to help young adults aged 18 to 25 years find and maintain housing	
Mendocino	1	\$24,000					Grants to counties for child welfare services agencies to help young adults aged 18 to 25 years find and maintain housing	
Merced	1	\$54,400					Grants to counties for child welfare services agencies to help young adults aged 18 to 25 years find and maintain housing	
Monterey	1	\$145,600					Grants to counties for child welfare services agencies to help young adults aged 18 to 25 years find and maintain housing	
Napa	1	\$26,400					Grants to counties for child welfare services agencies to help young adults aged 18 to 25 years find and maintain housing	
Nevada	1	\$8,000					Grants to counties for child welfare services agencies to help young adults aged 18 to 25 years find and maintain housing	

Program and County	# of Awards	Award Amounts	HCD Assisted or Regulated Units	New Housing Units	Rehab Housing Units	Other Activities	Type of Activity	Other Funds Leveraged
Orange	1	\$208,000					Grants to counties for child welfare services agencies to help young adults aged 18 to 25 years find and maintain housing	
Placer	1	\$47,200					Grants to counties for child welfare services agencies to help young adults aged 18 to 25 years find and maintain housing	
Riverside	1	\$257,600					Grants to counties for child welfare services agencies to help young adults aged 18 to 25 years find and maintain housing	
Sacramento	1	\$298,400					Grants to counties for child welfare services agencies to help young adults aged 18 to 25 years find and maintain housing	
San Bernardino	1	\$297,600					Grants to counties for child welfare services agencies to help young adults aged 18 to 25 years find and maintain housing	
San Diego	1	\$480,000					Grants to counties for child welfare services agencies to help young adults aged 18 to 25 years find and maintain housing	
San Francisco	1	\$459,200					Grants to counties for child welfare services agencies to help young adults aged 18 to 25 years find and maintain housing	
San Joaquin	1	\$145,600					Grants to counties for child welfare services agencies to help young adults aged 18 to 25 years find and maintain housing	
San Luis Obispo	1	\$98,400					Grants to counties for child welfare services agencies to help young adults aged 18 to 25 years find and maintain housing	

Program and County	# of Awards	Award Amounts	HCD Assisted or Regulated Units	New Housing Units	Rehab Housing Units	Other Activities	Type of Activity	Other Funds Leveraged
San Mateo	1	\$51,200					Grants to counties for child welfare services agencies to help young adults aged 18 to 25 years find and maintain housing	
Santa Barbara	1	\$75,200					Grants to counties for child welfare services agencies to help young adults aged 18 to 25 years find and maintain housing	
Santa Clara	1	\$705,600					Grants to counties for child welfare services agencies to help young adults aged 18 to 25 years find and maintain housing	
Santa Cruz	1	\$146,400					Grants to counties for child welfare services agencies to help young adults aged 18 to 25 years find and maintain housing	
Shasta	1	\$35,200					Grants to counties for child welfare services agencies to help young adults aged 18 to 25 years find and maintain housing	
Siskiyou	1	\$7,200					Grants to counties for child welfare services agencies to help young adults aged 18 to 25 years find and maintain housing	
Solano	1	\$92,000					Grants to counties for child welfare services agencies to help young adults aged 18 to 25 years find and maintain housing	
Sonoma	1	\$168,800					Grants to counties for child welfare services agencies to help young adults aged 18 to 25 years find and maintain housing	
Stanislaus	1	\$73,600					Grants to counties for child welfare services agencies to help young adults aged 18 to 25 years find and maintain housing	

Program and County	# of Awards	Award Amounts	HCD Assisted or Regulated Units	New Housing Units	Rehab Housing Units	Other Activities	Type of Activity	Other Funds Leveraged
Sutter	1	\$8,000					Grants to counties for child welfare services agencies to help young adults aged 18 to 25 years find and maintain housing	
Tehama	1	\$12,800					Grants to counties for child welfare services agencies to help young adults aged 18 to 25 years find and maintain housing	
Tulare	1	\$44,000					Grants to counties for child welfare services agencies to help young adults aged 18 to 25 years find and maintain housing	
Tuolumne	1	\$6,400					Grants to counties for child welfare services agencies to help young adults aged 18 to 25 years find and maintain housing	
Ventura	1	\$64,000					Grants to counties for child welfare services agencies to help young adults aged 18 to 25 years find and maintain housing	
Yolo	1	\$37,600					Grants to counties for child welfare services agencies to help young adults aged 18 to 25 years find and maintain housing	
Yuba	1	\$13,600					Grants to counties for child welfare services agencies to help young adults aged 18 to 25 years find and maintain housing	
<b>Program Total:</b>	<b>48</b>	<b>\$8,000,000</b>	<b>0</b>	<b>0</b>	<b>0</b>	<b>0</b>		<b>\$0</b>
<b>State General Funds Total:</b>	<b>320</b>	<b>\$64,075,842</b>	<b>0</b>	<b>0</b>	<b>0</b>	<b>0</b>		<b>\$0</b>
<b>State General Funds and State SB2 Total:</b>	<b>513</b>	<b>\$334,752,390</b>	<b>326</b>	<b>614</b>	<b>0</b>	<b>0</b>		<b>\$226,299,172</b>

Program and County	# of Awards	Award Amounts	HCD Assisted or Regulated Units	New Housing Units	Rehab Housing Units	Other Activities	Type of Activity	Other Funds Leveraged
<b>Federal Funds</b>								
Community Development Block Grant Program (CDBG) - Other Activities represents the total beneficiaries (individuals or households) from CDBG activities other than housing rehabilitation								
Butte	9	\$4,299,636				3,347	Micro Enterprise Assist. (14), Homebuyer Downpayment Assistance - excluding Housing Counseling under 24 CFR 5.100 (9), Operating Costs Homeless/AIDS Patients (2,100), Youth Services (247), Services for Victims of Domestic Violence, Dating Violence, Sexual Assault, or Stalking (450), Housing Information and referral services (520), Rehab; Single-Unit Residential (7)	
Calaveras	5	\$1,541,253				8,421	Micro Enterprise Assist. (15), ED Assistance to For-Profits (30), Community Development Planning (3,836), Senior Services (540), Food Banks (4,000)	
Del Norte	5	\$1,480,750				8,574	Micro Enterprise Assist. (10), ED Assistance to For-Profits (15), Economic Development Planning (25), Services for Victims of Domestic Violence, Dating Violence, Sexual Assault, or Stalking (24), Food Banks (8,500)	
El Dorado	1	\$977,056				3,730	Parks, Recreational Facilities (3730)	
Fresno	4	\$7,655,308				35,156	Fire Station/Equipment (4,745), Code Enforcement (12,000), Community Development Planning (15,286), Water/Sewer Improvements (3,125)	
Humboldt	2	\$792,951				249	Acquisition of Property - 570.201(a) (43), Other Public Improvements (206)	
Imperial	1	\$3,000,000				1,235	Water/Sewer Improvements (1,235)	
Kings	1	\$1,000,000				14	Homeownership Assistance - excluding Housing Counseling under 24 CFR 5.100 (14)	
Lake	1	\$250,000				14	Micro Enterprise Assist. (14)	

Program and County	# of Awards	Award Amounts	HCD Assisted or Regulated Units	New Housing Units	Rehab Housing Units	Other Activities	Type of Activity	Other Funds Leveraged
Madera	1	\$500,000				14	ED Assistance to For-Profits (14)	
Mariposa	5	\$1,628,500				6,937	Micro Enterprise Assist. (150), ED Assistance to For-Profits (6,464), Rehab; Single-Unit Residential (3), Operating Costs Homeless/AIDS Patients (275), Direct Financial assistance for for-profits businesses (45)	
Mendocino	10	\$2,991,951				15,863	ED Assistance to For-Profits (44), Micro Enterprise Assist. (14), Community Development Planning (11,150), Code Enforcement (4,655)	
Merced	3	\$3,800,000				7,775	Community Development Planning (5,040), Water/Sewer Improvements (1,235), Code Enforcement (1,500)	
Mono	2	\$560,000				525	Community Development Planning (500), Child Care Services (25)	
Monterey	2	\$4,000,000				5,325	ED Assistance to For-Profits (15), Sidewalks (5,310)	
Napa	6	\$2,389,360				9,209	Acquisition of Property - 570.201 (a) (4), Community Development Planning (8,545), Economic Development Planning (350), Senior Services (300), Rehab; Single-Unit Residential (10)	
Nevada	4	\$4,563,781				26,450	Parks, Recreational Facilities (17,010), Other Public Improvements (840), Senior Services (600), Food Banks (8,000)	
Placer	3	\$573,043				111	Direct Financial assistance for for-profits businesses (11), Community Development Planning (50), Economic Development Planning (50)	
San Benito	2	\$430,645				74	Senior Services (50), Substance Abuse Services (24)	



Program and County	# of Awards	Award Amounts	HCD Assisted or Regulated Units	New Housing Units	Rehab Housing Units	Other Activities	Type of Activity	Other Funds Leveraged
San Luis Obispo	3	\$3,084,140				7,249	Water/Sewer Improvements (7,175), Subsistence Payments (46), Security Deposits (28)	
Santa Barbara	1	\$250,000				50	Micro Enterprise Assist. (50)	
Shasta	1	\$3,389,204				3,693	Street Improvements (3,693)	
Siskiyou	10	\$1,908,574				9,667	Micro Enterprise Assist. (12), Community Development Planning (7,885), Neighborhood Facilities (195), Parks, Recreational Facilities (675), Senior Services (900)	
Solano	1	\$585,000				82	Rehab; Multi-Unit Residential (82)	
Tehama	1	\$370,000				13,605	Community Development Planning (13,605)	
Trinity	3	\$475,100				9,160	Parks, Recreational Facilities (2,760), Fire Station/Equipment (600), Food Banks (5,800)	
Tulare	3	\$4,448,800				21,075	Community Development Planning (6,335), PFI:03J: Water/Sewer Improvements (14,740)	
Tuolumne	1	\$193,500				1,235	Water/Sewer Improvements (1,235)	
Yolo	1	\$4,260,000				1,139	Senior Centers (1,139)	
Yuba	4	\$8,532,454				24,521	Acquisition of Property (61), Community Development Planning (17,640), Fair Housing Activity (subject to Admin. cap) (55), Fire Station/Equipment (6,765)	
<b>Program Total:</b>	<b>96</b>	<b>\$69,931,006</b>	<b>0</b>	<b>0</b>	<b>0</b>	<b>224,499</b>		<b>\$0</b>
Community Development Block Grant Program - Coronavirus (CDBG-CV) - Other Activities represents the total beneficiaries (individuals or households) from CDBG activities other than housing rehabilitation								
Amador	3	\$192,528				258	Neighborhood Facilities(146), Subsistence Payments (100), ED Assistance for Profits (12)	
Butte	2	\$394,789				6,000	Acquisition of Property-570.201 (a) (1,800), Food Banks (4,200)	
Calaveras	1	\$68,004				38	ED Micro-Enterprise Assistance (38)	

Program and County	# of Awards	Award Amounts	HCD Assisted or Regulated Units	New Housing Units	Rehab Housing Units	Other Activities	Type of Activity	Other Funds Leveraged
Del Norte	3	\$615,053				1,510	Senior Services (300), Employment Training (10), Food Banks (1,200)	
El Dorado	1	\$138,950				75	Child Care Services	
Fresno	6	\$595,505				640	Subsistence Payments (440), Food Banks (200)	
Glenn	2	\$166,933				20	ED Micro-Enterprise Assistance (20)	
Humboldt	6	\$644,629				3,654	Homeless Facilities (not operating costs) (72), Water/Sewer Improvements (11), Health Facilities (3,105), Operating Costs Homeless/AIDS Patients (100), Senior Services (209), Subsistence Payments (157)	
Imperial	5	\$584,527				3,507	Subsistence Payments (3,507)	
Inyo	1	\$50,233				1,000	Health Facilities (1,000)	
Kern	2	\$210,659				135	Health Services (100), Subsistence Payments (35)	
Kings	5	\$986,294				475	Subsistence Payments (475)	
Lake	3	\$391,475				1,105	Neighborhood Facilities (100), Senior Services (1,000), ED Assistance for Profits (5)	
Lassen	2	\$329,040				863	Fire Stations/Equipment (855), ED Assistance for Profits (8)	
Los Angeles	3	\$111,459				16,620	Senior Centers (200), Operating Costs Homeless/AIDS Patients (100), Other Public Facility Improvements (16,320)	
Madera	1	\$92,456				9	ED Assistance for Profits (9)	
Mendocino	4	\$548,395				1,485	Neighborhood Facilities (1,030), Subsistence Payments (420), ED Micro-Enterprise Assistance (35)	
Merced	1	\$91,159				35	Subsistence Payments (35)	
Modoc	1	\$66,337				1,389	Water/Sewer Improvements (1,389)	
Mono	3	\$446,152				97	Subsistence Payments (85), ED Micro-Enterprise Assistance (12)	

Program and County	# of Awards	Award Amounts	HCD Assisted or Regulated Units	New Housing Units	Rehab Housing Units	Other Activities	Type of Activity	Other Funds Leveraged
Monterey	4	\$593,798				99	Subsistence Payments (22), Other Public Services (50), ED Assistance for Profits (7), ED Micro-Enterprise Assistance (20)	
Napa	1	\$74,484				5	Child Care Services (5)	
Nevada	3	\$457,134				74	Homeless Facilities (not operating costs) (43), Subsistence Payments (25), ED Assistance for Profits (6)	
Placer	2	\$442,395				21	Subsistence Payments (11), ED Micro-Enterprise Assistance (10)	
Plumas	1	\$81,532				300	Senior Services (300)	
San Benito	1	\$316,267				100	Subsistence Payments (100)	
San Luis Obispo	4	\$471,000				356	Operating Costs Homeless/AIDS Patients (350), Employment Training (6)	
Santa Barbara	1	\$84,676				50	Food Banks (50)	
Santa Cruz	8	\$854,002				11,422	Senior Services (744), Subsistence Payments (8), Food Banks (10,450), Other Public Services (185), ED Assistance for Profits (35)	
Shasta	5	\$791,534				10,223	Homeless Facilities (not operating costs) (13), Other Public Facility Improvements (10,105), Subsistence Payments (85), ED Micro-Enterprise Assistance (20)	
Siskiyou	3	\$756,861				29	ED Micro-Enterprise Assistance (29)	
Solano	3	\$433,756				115	Homeless Facilities (not operating costs) (30), Child Care Services (60), ED Assistance for Profits (25)	
Tehama	3	\$971,024				14,779	Health Services (14,539), Subsistence Payments (230), ED Assistance for Profits (10)	
Trinity	1	\$201,903				18	ED Micro-Enterprise Assistance (18)	
Tulare	5	\$1,749,130				2,786	Subsistence Payments (2,779), ED Assistance for Profits (7)	
Tuloumne	1	\$203,229				160	Rental Housing Subsidies (160)	

Program and County	# of Awards	Award Amounts	HCD Assisted or Regulated Units	New Housing Units	Rehab Housing Units	Other Activities	Type of Activity	Other Funds Leveraged
Yolo	1	\$119,499				80	Operating Costs Homeless/AIDS Patients (80)	
Yuba	1	\$228,607				250	Food Banks (250)	
<b>Program Total:</b>	<b>103</b>	<b>\$15,555,408</b>	<b>0</b>	<b>0</b>	<b>0</b>	<b>79,782</b>		<b>\$0</b>
Emergency Solutions Grant Program (ESG) - Other Activities represents anticipated number of households served								
Alameda	1	\$365,315				88	Homelessness Prevention, Emergency Shelter, Rapid Re-housing	
Butte	1	\$121,636				253	Homelessness Prevention, Street Outreach, Rapid Re-housing	
Contra Costa	2	\$388,494				1,638	Homelessness Prevention, Emergency Shelter, Rapid Re-housing, Street Outreach	
El Dorado	2	\$267,326				138	Homelessness Prevention, Emergency Shelter, Rapid Re-housing	
Fresno	1	\$282,746				130	Homelessness Prevention, Emergency Shelter, Rapid Re-housing, Street Outreach, HMIS	
Glenn	4	\$217,731				70	Rapid Re-housing, HMIS	
Humboldt	1	\$139,208				6	Rapid Re-housing	
Imperial	1	\$161,478				18	Rapid Re-housing	
Inyo	2	\$183,052				249	Homelessness Prevention, Emergency Shelter, HMIS	
Kern	1	\$261,840				52	Emergency Shelter, Rapid Re-housing, HMIS	
Los Angeles	1	\$1,120,909				83	Homelessness Prevention, Emergency Shelter, Rapid Re-housing, Street Outreach	
Marin	1	\$84,942				28	Rapid Re-housing	
Mendocino	7	\$904,522				1,234	Homelessness Prevention, Emergency Shelter, Rapid Re-housing, Street Outreach, HMIS	
Merced	1	\$147,575				25	Rapid Re-housing, HMIS	

Program and County	# of Awards	Award Amounts	HCD Assisted or Regulated Units	New Housing Units	Rehab Housing Units	Other Activities	Type of Activity	Other Funds Leveraged
Monterey	1	\$242,240				140	Homelessness Prevention, Street Outreach, Rapid Re-housing	
Napa	1	\$54,430				11	Homelessness Prevention, Rapid Re-housing	
Nevada	1	\$71,477				24	Rapid Re-housing	
Orange	1	\$640,283				343	Emergency Shelter, Rapid Re-housing, HMIS	
Placer	2	\$260,431				219	Emergency Shelter, Rapid Re-housing, HMIS	
Plumas	1	\$100,000				70	Homelessness Prevention, Rapid Re-housing, HMIS	
Riverside	1	\$301,695				67	Homelessness Prevention, Rapid Re-housing	
Sacramento	1	\$215,587				25	Rapid Re-housing, HMIS	
San Bernardino	1	\$299,449				90	Homelessness Prevention, Rapid Re-housing, HMIS	
San Diego	1	\$400,700				702	Emergency Shelter, Rapid Re-housing, HMIS	
San Joaquin	1	\$194,157				2,501	Emergency Shelter, Rapid Re-housing, Street Outreach, HMIS	
San Luis Obispo	1	\$119,621				795	Homelessness Prevention, Emergency Shelter, Rapid Re-housing, Street Outreach	
San Mateo	1	\$186,499				990	Emergency Shelter, Rapid Re-housing	
Santa Cruz	2	\$146,894				46	Emergency Shelter, Rapid Re-housing	
Santa Cruz	1	\$312,096				1,428	Emergency Shelter, Rapid Re-housing, Street Outreach	
Santa Clara	1	\$416,172				25	Rapid Re-housing, HMIS	
Shasta	1	\$139,231				30	Rapid Re-housing, HMIS	
Sonoma	1	\$213,044				107	Rapid Re-housing, HMIS	

Program and County	# of Awards	Award Amounts	HCD Assisted or Regulated Units	New Housing Units	Rehab Housing Units	Other Activities	Type of Activity	Other Funds Leveraged
Stanislaus	1	\$268,669				1,294	Homelessness Prevention, Emergency Shelter, Rapid Re-housing, Street Outreach	
Sutter	1	\$30,000				90	Rapid Re-housing, HMIS	
Tehama	2	\$316,578				168	Homelessness Prevention, Rapid Re-housing, Street Outreach	
Ventura	1	\$161,198				230	Emergency Shelter, Rapid Re-housing, Street Outreach	
Yolo	1	\$138,654				67	Homelessness Prevention, Rapid Re-housing, Street Outreach	
Yuba	3	\$470,100				253	Homelessness Prevention, Emergency Shelter, Rapid Re-housing, Street Outreach	
<b>Program Total:</b>	<b>55</b>	<b>\$10,345,979</b>	<b>0</b>	<b>0</b>	<b>0</b>	<b>13,727</b>		<b>\$0</b>
Emergency Solutions Grant Program - Coronavirus (ESG-CV) Other Activities represents anticipated number of person served NOTE: HCD awards made to Continuums of Care								
Alameda	1	\$11,748,000				749	Emergency Shelter (ES) - Number of beds (249) Number HH Served (228) Number Persons Served (249), Rapid Re-Housing (RR) - Number of HH Served (186) Number Persons Served (550), Homeless Management Information System (HMIS), Grant Administration (GA)	
Amador/Calaveras/ Tuolumne/Mariposa	1	\$2,257,800				1,552	Emergency Shelter (ES) - Number of beds (130) Number of Cribs (5) Number HH Served (426) Number Persons Served (752), Street Outreach (SO) - Number HH Served (360) Number Persons Served (360), Rapid Re-Housing (RR) - Number HH Served (110) Number Persons Served (440) /Homeless Management Information System (HMIS), Grant Administration (GA)	

Program and County	# of Awards	Award Amounts	HCD Assisted or Regulated Units	New Housing Units	Rehab Housing Units	Other Activities	Type of Activity	Other Funds Leveraged
Butte	1	\$6,698,446				2,200	Emergency Shelter (ES) - Number of beds (190) Number of Cribs (5) Number HH Served (750) Number Persons Served (1500), Street Outreach (SO) - Number HH Served (250) Number Persons Served (500) /Rapid Re-Housing (RR) - Number HH Served (100) Number Persons Served (200), Homeless Management Information System (HMIS), Grant Administration (GA)	
Colusa/Glenn/Trinity	1	\$637,800				352	Emergency Shelter (ES) - Number of beds (450) Number of Cribs (22) Number HH Served (91) Number Persons Served (143), Street Outreach (SO) - Number HH Served (160) Number Persons Served (160), Rapid Re-Housing (RR) - Number HH Served (16) Number Persons Served (49), Homeless Management Information System (HMIS), Grant Administration (GA)	
Contra Costa	1	\$6,065,100				904	Emergency Shelter (ES) - Number of beds (566) Number of Cribs (5) Number HH Served (797) Number Persons Served (904), Homeless Management Information System (HMIS), Grant Administration (GA)	
El Dorado	1	\$1,153,000				63	Emergency Shelter (ES) - Number of beds (6) Number of Cribs (2) Number HH Served (15) Number Persons Served (30), Rapid Re-Housing (RR) - Number HH Served (16) Number Persons Served (33), Grant Administration (GA)	

Program and County	# of Awards	Award Amounts	HCD Assisted or Regulated Units	New Housing Units	Rehab Housing Units	Other Activities	Type of Activity	Other Funds Leveraged
Fresno/Madera	1	\$2,520,100				240	Emergency Shelter (ES) - Number of beds (20) Number of Cribs (5) Number HH Served (50) Number Persons Served (110), Street Outreach (SO) - Number HH Served (100) Number Persons Served (100), Rapid Re-Housing (RR) - Number HH Served (25) Number Persons Served (30), Homeless Management Information System (HMIS), Grant Administration (GA)	
Humboldt	1	\$5,483,800				459	Emergency Shelter (ES) - Number of beds (20) Number HH Served (40) Number Persons Served (44), Street Outreach (SO) - Number HH Served (300) Number Persons Served (350), Rapid Re-Housing (RR) - Number HH Served (65) Number Persons Served (65), Homeless Management Information System (HMIS), Grant Administration (GA)	
Imperial	1	\$3,028,100				1,237	Emergency Shelter (ES) - Number of beds (25) Number of Cribs (5) Number HH Served (100) Number Persons Served (250), Street Outreach (SO) - Number HH Served (500) Number Persons Served (750), Homelessness Prevention (HP) - Number HH Served (30) Number Persons Served (75), Rapid Re-Housing (RR) - Number HH Served (65) Number Persons Served (162), Homeless Management Information System (HMIS), Grant Administration (GA)	



Program and County	# of Awards	Award Amounts	HCD Assisted or Regulated Units	New Housing Units	Rehab Housing Units	Other Activities	Type of Activity	Other Funds Leveraged
Inyo/Mono/Alpine	1	\$2,084,700				589	Emergency Shelter (ES) - Number of beds (20) Number HH Served (250) Number Persons Served (309), Street Outreach (SO) - Number HH Served (65) Number Persons Served (67), Rapid Re-Housing (RR) - Number HH Served (140) Number Persons Served (213), Homeless Management Information System (HMIS), Grant Administration (GA)	
Kern	1	\$1,813,400				3,148	Emergency Shelter (ES) - Number of beds (370) Number HH Served (370) Number Persons Served (370), Street Outreach (SO) - Number HH Served (2034) Number Persons Served (2356), Rapid Re-Housing (RR) -Number HH Served (744) Number Persons Served (744), Homeless Management Information System (HMIS), Grant Administration (GA)	
Kings/Tulare	1	\$2,691,700				375	Emergency Shelter (ES) - Number of beds (87) Number HH Served (175) Number Persons Served (202), Street Outreach (SO) - Number HH Served (150) Number Persons Served (173), Homeless Management Information System (HMIS), Grant Administration (GA)	

Program and County	# of Awards	Award Amounts	HCD Assisted or Regulated Units	New Housing Units	Rehab Housing Units	Other Activities	Type of Activity	Other Funds Leveraged
Lake	1	\$870,300				450	Emergency Shelter (ES) - Number of beds (30) Number of Cribs (2) Number HH Served (50) Number Persons Served (100), Street Outreach (SO) - Number HH Served (30) Number Persons Served (50), Homelessness Prevention (HP) - Number HH Served (50) Number Persons Served (100), Rapid Re-Housing (RR) -Number HH Served (75) Number Persons Served (200) , Grant Administration (GA)	
Los Angeles	1	\$36,812,900				1,750	Rapid Re-Housing (RR) - Number of HH Served (1500) Number of Person Served (1750), Homeless Management Information System (HMIS), Grant Administration (GA)	
Marin	1	\$5,682,162				670	Emergency Shelter (ES) - Number of beds (63) Number HH Served (90) Number Persons Served (90), Street Outreach (SO) - Number HH Served (250) Number of Persons Served (280), Rapid Re-Housing (RR) - Number HH Served (200) Number Persons Served (300), Homeless Management Information System (HMIS), Grant Administration (GA)	
Mendocino	1	\$5,463,823				640	Emergency Shelter (ES) - Number of beds (225) Number of Cribs (25) Number HH Served (500) Number Persons Served (750), Street Outreach (SO) - Number HH Served (100) Number Persons Served (150), Homelessness Prevention (HP) - Number HH Served (15) Number Persons Served (40), Rapid Re-Housing (RR), Homeless Management Information System (HMIS), Grant Administration (GA)	

Program and County	# of Awards	Award Amounts	HCD Assisted or Regulated Units	New Housing Units	Rehab Housing Units	Other Activities	Type of Activity	Other Funds Leveraged
Merced	1	\$3,170,800				335	Emergency Shelter (ES) - Number of Persons Served (130), Street Outreach (SO) - Number of Persons Served (150), Rapid Re-Housing (RR) - Number of Persons Served (155), Homeless Management Information System (HMIS), Grant Administration (GA)	
Monterey/San Benito	1	\$4,072,100				3,531	Emergency Shelter (ES) - Number of beds (332) Number of Cribs (2) Number HH Served (128) Number Persons Served (504), Street Outreach (SO) - Number HH Served (1210) Number Persons Served (2738), Homelessness Prevention (HP) - Number HH Served (5) Number Persons Served (5), Rapid Re-Housing (RR) - Number HH Served (30) Number Persons Served (284), Grant Administration (GA)	
Napa	1	\$840,900				50	Emergency Shelter (ES) - Number of beds (44) Number HH Served (50) Number Persons Served (50), Grant Administration (GA)	
Nevada	1	\$4,921,699				816	Emergency Shelter (ES) - Number of beds (115) Number of Cribs (1) Number HH Served (55) Number Persons Served (115), Street Outreach (SO) - Number HH Served (400) Number Persons Served (430), Homelessness Prevention (HP) - Number HH Served (37) Number Persons Served (100), Rapid Re-Housing (RR) - Number HH Served (43) Number Persons Served (171), Homeless Management Information System (HMIS), Grant Administration (GA)	

Program and County	# of Awards	Award Amounts	HCD Assisted or Regulated Units	New Housing Units	Rehab Housing Units	Other Activities	Type of Activity	Other Funds Leveraged
Orange	1	\$20,652,601				1,806	Emergency Shelter (ES) - Number of beds (557) Number Persons Served (850), Rapid Re-Housing (RR) - Number of HH Served (290) Number of Persons Served (956), Homeless Management Information System (HMIS), Grant Administration (GA)	
Placer	1	\$5,000,231				15,480	Emergency Shelter (ES) - Number of beds (90) Number of Cribs (2) Number HH Served (35) Number Persons Served (90), Street Outreach (SO) - Number HH Served (700) Number Persons Served (15000), Homelessness Prevention (HP) - Number HH Served (65) Number Persons Served (150), Rapid Re-Housing (RR) - Number HH Served (60) Number Persons Served (240), Homeless Management Information System (HMIS), Grant Administration (GA)	
Riverside	1	\$33,066,800				9,160	Emergency Shelter (ES) - Number of beds (881) Number of Cribs (20) Number HH Served (881) Number Persons Served (1030), Street Outreach (SO) - Number HH Served (7500) Number Persons Served (7500), Rapid Re-Housing (RR) -Number HH Served (420) Number Persons Served (630), Homeless Management Information System (HMIS), Grant Administration (GA)	
Sacramento	1	\$4,543,200				730	Emergency Shelter (ES) - Number HH Served (500) Number Persons Served (500), Street Outreach (SO) - Number HH Served (30) Number Persons Served (30), Rapid Re-Housing (RR) - Number HH Served (200) Number Persons Served (200), Grant Administration (GA)	

Program and County	# of Awards	Award Amounts	HCD Assisted or Regulated Units	New Housing Units	Rehab Housing Units	Other Activities	Type of Activity	Other Funds Leveraged
San Bernardino	1	\$4,246,600				310	Emergency Shelter (ES) - Number of beds (250) Number HH Served (250) Number Persons Served (250), Street Outreach (SO), Rapid Re-Housing (RR) - Number HH Served (40) Number Persons Served (60), Homeless Management Information System (HMIS) /Grant Administration (GA)	
San Diego	1	\$4,060,400				3,020	Emergency Shelter (ES) - Number of beds (2070) Number HH Served (2070) Number Persons Served (2070), Street Outreach (SO) - Number HH Served (875) Number Persons Served (875), Homelessness Prevention (HP) - Number Persons Served (35), Rapid Re-Housing (RR) - Number HH Served (40) Number Persons Served (40), Homeless Management Information System (HMIS), Grant Administration (GA)	
San Joaquin	1	\$3,750,500				8,111	Emergency Shelter (ES) - Number of beds (602) Number of Cribs (6) Number HH Served (2537) Number Persons Served (3131), Street Outreach (SO) - Number HH Served (1520) Number Persons Served (4910), Rapid Re-Housing (RR) - Number HH Served (40) Number Persons Served (70), Homeless Management Information System (HMIS), Grant Administration (GA)	

Program and County	# of Awards	Award Amounts	HCD Assisted or Regulated Units	New Housing Units	Rehab Housing Units	Other Activities	Type of Activity	Other Funds Leveraged
San Luis Obispo	1	\$5,490,001				327	Emergency Shelter (ES) - Number of beds Capacity (196) Number of beds (188) Number of Cribs (8) Number HH Served (55) Number Persons Served (65), Street Outreach (SO) - Number HH Served (100) Number Persons Served (125), Homelessness Prevention (HP) - Number HH Served (20) Number Persons Served (80), Rapid Re-Housing (RR) - Number HH Served (14) Number Persons Served (56), Homeless Management Information System (HMIS), Grant Administration (GA)	
San Mateo	1	\$13,206,564				1,055	Emergency Shelter (ES) - Number of HH Served (955), Rapid Re-Housing (RR) - Number of HH Served (100), Grant Administration (GA)	
Santa Barbara	1	\$7,150,769				2,934	Emergency Shelter (ES) - Number of beds (886) Number HH Served (1541) Number Persons Served (1764), Street Outreach (SO) - Number HH Served (850) Number Persons Served (900), Rapid Re-Housing (RR) -Number HH Served (138) Number Persons Served (270), Homeless Management Information System (HMIS), Grant Administration (GA)	
Santa Clara	1	\$24,584,926				762	Emergency Shelter (ES) - Number of beds (281) Number HH Served (562) Number Persons Served (562), Rapid Re-Housing (RR) - Number HH Served (200) Number Persons Served (200), Grant Administration (GA)	

Program and County	# of Awards	Award Amounts	HCD Assisted or Regulated Units	New Housing Units	Rehab Housing Units	Other Activities	Type of Activity	Other Funds Leveraged
Santa Cruz	1	\$9,950,258				382	Emergency Shelter (ES) - Number of beds (72) Number HH Served (100) Number Persons Served (132), Street Outreach (SO) - Number HH Served (50) Number Persons Served (50), Rapid Re-Housing (RR) - Number HH Served (200) Number Persons Served (200), Homeless Management Information System (HMIS), Grant Administration (GA)	
Shasta/Siskiyou/Lassen/Plumas/Del Norte/Modoc/Sierra	1	\$2,000,000				410	Emergency Shelter (ES) - Number of beds (100) Number of Cribs (15) Number HH Served (312) Number Persons Served (190), Street Outreach (SO) - Number HH Served (90) Number Persons Served (120) , Rapid Re-Housing (RR) - Number HH Served (112) Number Persons Served (100), Homeless Management Information System (HMIS), Grant Administration (GA)	
Solano	1	\$4,254,700				174	Emergency Shelter (ES) - Number of beds (174) Number HH Served (136) Number Persons Served (174), Grant Administration (GA)	
Sonoma	1	\$5,777,787				144	Emergency Shelter (ES) - Number HH Served (75) Number Persons Served (75), Rapid Re-Housing (RR) - Number of HH Served (69) Number Persons Served (69), Grant Administration (GA)	
Stanislaus	1	\$23,624,998				1,100	Emergency Shelter (ES) - Number of beds (450) Number of Cribs (20) Number HH Served (1200) Number Persons Served (1050), Street Outreach (SO), Homelessness Prevention (HP), Rapid Re-Housing (RR) - Number HH Served (20) Number Persons Served (50), Homeless Management Information System (HMIS), Grant Administration (GA)	

Program and County	# of Awards	Award Amounts	HCD Assisted or Regulated Units	New Housing Units	Rehab Housing Units	Other Activities	Type of Activity	Other Funds Leveraged
Sutter/Yuba	1	\$3,172,400				8,245	Emergency Shelter (ES) - Number of beds (85) Number of Cribs (5) Number HH Served (1152) Number Persons Served (1866), Street Outreach (SO) - Number HH Served (580) Number Persons Served (5450), Rapid Re-Housing (RR) - Number HH Served (498) Number Persons Served (929), Homeless Management Information System (HMIS), Grant Administration (GA)	
Tehama	1	\$2,669,936				518	Emergency Shelter (ES) - Number of beds (40) Number HH Served (80) Number Persons Served (150), Street Outreach (SO) - Number HH Served (180) Number Persons Served (200), Homelessness Prevention (HP) -Number HH Served (25) Number Persons Served (68), Rapid Re-Housing (RR) - Number HH Served (35) Number Persons Served (100), Homeless Management Information System (HMIS), Grant Administration (GA)	
Ventura	1	\$1,381,300				769	Emergency Shelter (ES) - Number of beds (165) Number HH Served (229) Number Persons Served (229), Street Outreach (SO) - Number HH Served (265) Number Persons Served (320), Rapid Re-Housing (RR) - Number of beds (75) Number HH Served (220) Number Persons Served (260), Homeless Management Information System (HMIS), Grant Administration (GA)	



Program and County	# of Awards	Award Amounts	HCD Assisted or Regulated Units	New Housing Units	Rehab Housing Units	Other Activities	Type of Activity	Other Funds Leveraged
Yolo	1	\$5,600,915				251	Emergency Shelter (ES) - Number of beds (75) Number HH Served (75) Number Persons Served (100), Street Outreach (SO) - Number HH Served (19) Number Persons Served (25), Homelessness Prevention (HP) - Number HH Served (47) Number Persons Served (63), Rapid Re-Housing (RR) - Number HH Served (47) Number Persons Served (63), Homeless Management Information System (HMIS), Grant Administration (GA)	
<b>Program Total:</b>	<b>40</b>	<b>\$292,201,516</b>	<b>0</b>	<b>0</b>	<b>0</b>	<b>75,798</b>		<b>\$0</b>
HOME Investment Partnership (HOME)								
Tulare	6	\$9,965,677	99	80	6		Rental New Construction, Owner Occupied Rehab, First-Time Homebuyer Program	
Imperial	2	\$6,320,330	107	32			Rental New Construction, TBRA	
El Dorado	1	\$983,000	5	5			Rental New Construction	
Butte	1	\$1,000,000	9				Owner Occupied Rehab, First-Time Homebuyer Program	
Santa Cruz	1	\$700,000	60				Owner Occupied Rehab, First-Time Homebuyer Program	
Fresno	2	\$1,000,000	8	8	5		Owner Occupied Rehab, First-Time Homebuyer Program	
Glenn	2	\$6,320,330	67	32			Rental New Construction,	
Humboldt	1	\$1,000,000	50				Tenant Based Rental Assistance (TBRA)	
Kings	3	\$1,900,000	21		6		Owner Occupied Rehab, First-Time Homebuyer Program	
Madera	1	\$500,000	5		2		Owner Occupied Rehab, First-Time Homebuyer Program	
Mariposa	1	\$500,000	8		3		Owner Occupied Rehab, First-Time Homebuyer Program	
Merced	1	\$1,600,000	72				Owner Occupied Rehab, First-Time Homebuyer Program	

Program and County	# of Awards	Award Amounts	HCD Assisted or Regulated Units	New Housing Units	Rehab Housing Units	Other Activities	Type of Activity	Other Funds Leveraged
Napa	4	\$3,000,000	38		17		Owner Occupied Rehab, First-Time Homebuyer Program	
Nevada	2	\$1,500,000	66		25		Owner Occupied Rehab, First-Time Homebuyer Program	
Solano	1	\$500,000	6		0		Owner Occupied Rehab, First-Time Homebuyer Program	
Tuolumne	1	\$1,000,000	15		5		Owner Occupied Rehab, First-Time Homebuyer Program	
Yuba	1	\$1,000,000	15		15		Owner Occupied Rehab, First-Time Homebuyer Program	
<b>Program Total:</b>	<b>31</b>	<b>\$38,789,337</b>	<b>651</b>	<b>157</b>	<b>84</b>	<b>0</b>		<b>\$0</b>
Housing for a Healthy California Program (HHC) - Article I								
Humboldt	1	\$4,066,583	24	49			Rental New Construction	
Los Angeles	2	\$15,013,836	62	125			Rental New Construction	
San Mateo	1	\$2,817,930	20	179			Rental New Construction	
Santa Barbara	3	\$6,419,316	31	163			Rental New Construction	
Santa Clara	1	\$11,309,759	39	80			Rental New Construction	
<b>Program Total:</b>	<b>8</b>	<b>\$39,627,424</b>	<b>176</b>	<b>596</b>				<b>\$0</b>
<b>Federal Funds Total:</b>	<b>333</b>	<b>\$466,450,670</b>	<b>827</b>	<b>753</b>	<b>84</b>	<b>393,806</b>		<b>\$0</b>
<b>All Funding Sources Total:</b>	<b>1,022</b>	<b>\$1,681,361,216</b>	<b>7,704</b>	<b>9,936</b>	<b>975</b>	<b>393,806</b>		<b>\$4,045,849,468</b>

# Proposition 1C Bond Funds: Overview and Accomplishments

	Proposition 1C Programs	Bond Allocation	<sup>1</sup> Committed	Available	Number of Awards	Housing Units	Shelter Spaces	Incentive Units	Total Units	Infrastructure Projects
HCD	CalHome California Self-Help Housing Program (CSHHP) - Homeownership	\$365,914,470.00	\$8,177,115.49	\$30,787,725.71	42	634			634	
	CalHome General and PDL - Homeownership		\$326,949,628.80		367	8,128			8,128	
	Joe Serna Jr. Farmworker Housing Grant Program (JSJFWHG) - Other	\$135,000,000.00	\$86,965,215.28	\$48,034,784.72	88	5,384			5,384	
	Multifamily Housing Program (MHP) - Rental	\$603,957,487.00	\$346,220,224.93	\$19,988,977.56	71	5,145			5,145	
	Homeless Youth Housing (HY) - Rental		\$38,062,652.85		14	634			634	
	Multifamily Housing Program - Supportive Housing (MHP-SH) - Rental		\$199,685,631.66		41	2,612			2,612	
	Emergency Housing Assistance Program Capital Development (EHAP-CD) - Other	\$36,044,508.00	\$30,519,976.50	\$5,524,531.50	47		2,943		2,943	
	Building Equity and Growth in Neighborhoods (BEGIN) - Homeownership	\$61,945,990.10	\$58,470,208.69	\$3,475,781.41	54	3,472			3,472	
	Affordable Housing Innovation Program (AHIP-Catalyst) - Homeownership	\$67,260,368.01	\$7,400,000.00	\$4,560,368.01	8				0	
	AHIP Golden State Acquisition Fund (GSAF) - Homeownership		\$23,250,000.00		1				0	
	AHIP Local Housing Trust Fund Program (LHTF) - Homeownership		\$32,050,000.00		21				0	
	Infill Infrastructure Grant Program (IIG) - Other	\$774,768,970.20	\$747,909,103.26	\$26,859,866.94	158	19,455			19,455	591
	Housing Related Parks Program (HRPP) - Other	\$198,993,796.58	\$188,909,139.77	\$10,084,656.81	347			61,992	61,992	
	Transit Oriented Development (TOD) - Rental and Other	\$275,745,225.30	\$264,131,179.84	\$11,614,045.46	50	5,435			5,435	57
CalHFA	California Homebuyer's Downpayment Assistance Prog	\$200,000,000.00	\$190,416,339.00	\$9,583,661.00	29,840	29,840			29,840	
CPCFA	<sup>2</sup> CALReUse Remediation Program	\$59,723,399.63	\$55,000,000.00	\$4,723,399.63	34	6,138			6,138	
	<sup>3</sup> State Operations Costs		\$148,106,574.45	(\$148,106,574.45)						
	<b>Grand Total</b>	\$2,779,354,214.82	\$2,752,222,990.52	\$27,131,224.30	31,183	86,877	2,943	61,992	151,812	648

<sup>1</sup>Funding has been awarded but may not have been disbursed. Legislative appropriation may be somewhat higher.

<sup>2</sup>Administered by the California Pollution Control Financing Authority (CPCFA)

<sup>3</sup>Estimated costs incurred by HCD and CalHFA over the entire life of the bonds to provide the support to the bond programs that are expended from bond proceeds. These amounts are held in reserve to ensure their availability.

# Proposition 1C Map

## Proposition 1C

Department of Housing and Community Development  
Total Amount Awarded by County

As of June 30, 2021



DEPARTMENT OF HOUSING AND COMMUNITY DEVELOPMENT  
DIVISION OF FINANCIAL ASSISTANCE  
2020 W. El Camino Ave, Sacramento, CA 95833  
(916) 263-2771 www.hcd.ca.gov

COUNTY	Award Amount	Total Units
ALAMEDA	\$262,883,637	10,704
ALPINE	\$-	-
AMADOR	\$-	-
BUTTE	\$56,281,063	1,530
CALAVERAS	\$851,337	16
COLUSA	\$12,183	100
CONTRA COSTA	\$45,934,047	2,351
DEL NORTE	\$-	-
EL DORADO	\$1,008,911	63
FRESNO	\$51,630,366	3,702
GLENN	\$2,068,875	100
HUMBOLDT	\$10,940,959	472
IMPERIAL	\$11,827,913	586
INYO	\$-	-
KERN	\$51,563,352	2,543
KINGS	\$7,672,111	497
LAKE	\$6,774,389	276
LASSEN	\$-	-
LOS ANGELES	\$570,424,959	23,536
MADERA	\$4,501,021	420
MARIN	\$7,872,313	402
MARIPOSA	\$-	-
MENDOCINO	\$3,263,018	233
MERCED	\$16,774,128	688
MODOC	\$2,176,600	90
MONO	\$159,800	19
MONTEREY	\$20,992,173	944
NAPA	\$8,490,846	276
NEVADA	\$10,221,547	269
ORANGE	\$69,663,468	5,795
PLACER	\$10,077,581	530
PLUMAS	\$302,000	5
RIVERSIDE	\$64,846,825	3,844
SACRAMENTO	\$150,766,874	7,279
SAN BENITO	\$3,257,049	385
SAN BERNARDINO	\$27,267,228	2,106
SAN DIEGO	\$213,273,483	12,579
SAN FRANCISCO	\$224,823,161	8,589
SAN JOAQUIN	\$10,082,054	601
SAN LUIS OBISPO	\$14,314,764	1,030
SAN MATEO	\$16,757,842	1,030
SANTA BARBARA	\$4,210,500	1,022
SANTA CLARA	\$140,362,804	8,388
SANTA CRUZ	\$18,827,217	1,084
SHASTA	\$10,391,722	499
SIERRA	\$-	-
SISKIYOU	\$-	-
SOLANO	\$3,411,171	172
SONOMA	\$35,944,756	1,996
STANISLAUS	\$17,149,114	1,390
SUTTER	\$7,615,976	350
TEHAMA	\$1,999,950	40
TRINITY	\$450,000	10
TULARE	\$37,981,632	2,678
TUOLUMNE	\$1,286,692	303
VENTURA	\$48,837,816	2,468
YOLO	\$40,184,505	1,825
YUBA	\$500,000	19
Statewide*	\$23,250,000	0
<b>TOTAL</b>	<b>\$2,352,161,732</b>	<b>115,834</b>

Units include Shelter Spaces, Incentive Units, and Housing Units.

Total awards include one FY 2011-12 statewide Golden State Acquisition Fund award of \$23,250,000

Version 20/21

# Proposition 46 Bond Funds: Overview and Accomplishments

	Proposition 46 Programs through 6-30-21	Bond Allocation	<sup>1</sup> Committed	Available	Number of Awards	Housing Units	Shelter Spaces	Incentive Units	Total Units
HCD	California Self-Help Housing Program (CSHHP) - Homeownership	\$163,426,391.43	\$8,852,338.96	\$19,775,421.04	67	966			966
	CalHome General - Homeownership		\$132,652,414.95		254	4,596			4,596
	Exterior Accessibility Grants for Renters (EAGR) - Homeownership		\$2,146,216.48		12	659			659
	Joe Serna Jr. Farmworker Housing Grant Program (JSJFWHG)	\$200,000,000.00	\$139,813,666.83	\$39,094,358.17	98	6,839			6,839
	Joe Serna, Jr. Farmworker - Migrant Farmworker Housing		\$21,091,975.00		25	1,166			1,166
	Emergency Housing Assistance Program Capital Development (EHAP-CD) - Other	\$185,500,160.49	\$170,592,090.53	\$14,908,069.96	242		10,217		10,217
	Jobs Housing Balance/Workforce Housing Reward Program	\$98,344,809.95	\$93,241,421.39	\$5,103,388.56	353			46,666	46,666
	Building Equity and Growth in Neighborhoods (BEGIN)	\$43,271,252.06	\$39,178,773.54	\$4,092,478.52	56	2,759			2,759
	Multifamily Housing Program (MHP) - Rental (includes Nonresidential Supportive Services Space and Downtown Rebound)	\$1,108,936,690.97	\$770,897,968.00	\$78,061,562.63	140	12,115			12,115
	Multifamily Housing Program - Supportive Housing (MHP-SH) - Rental		\$196,378,360.00		74	3,650			3,650
	Governor's Homeless Initiative (GHI) - Rental		\$35,195,174.00		15	475			475
	Local Housing Trust Fund (LHTF) - Homeownership		\$23,816,453.00		18				0
	Code Enforcement Grant Program		\$4,587,173.34		30				0
<sup>2</sup> State Operations		\$138,325,517.96	<i>(\$138,325,517.96)</i>						
<b>HCD Grand Total</b>	<b>\$1,799,479,304.90</b>	<b>\$1,776,769,543.98</b>	<b>\$22,709,760.92</b>	<b>1,384</b>	<b>33,225</b>	<b>10,217</b>	<b>46,666</b>	<b>90,108</b>	
CalHFA	<b>Homeownership Programs</b>								
	Mortgage Insurance Program	\$9,667,902.53	\$9,207,882.00			528			528
	<sup>3</sup> School Facility Fee Down Payment Assistance Program (SFF)	\$50,000,000.00	\$51,688,031.00			10,660			10,660
	Extra Credit Teacher Home Purchase Program (ECTP)	\$230,332,097.47	\$22,641,802.00			1,891			1,891
	Homeownership in Revitalization Areas Program (HIRAP)		\$8,288,525.00			484			484
	California Homebuyer's Downpayment Assistance Program (CHDAP)		\$147,317,081.00			18,558			18,558
	Residential Development Loan Program (RDLP)		\$38,600,211.00			12	604		
	<sup>4</sup> Preservation Program	\$10,563,148.54	\$10,933,000.00			408			408
	<sup>3</sup> State Operations Costs		\$144,688.54						
<b>CalHFA Grand Total</b>	<b>\$300,563,148.54</b>	<b>\$288,821,220.54</b>	<b>\$0.00</b>	<b>12</b>	<b>33,133</b>	<b>0</b>	<b>0</b>	<b>33,133</b>	

<sup>1</sup>Funding has been awarded but may not have been disbursed. Legislative appropriation may be somewhat higher. May also include reserves for defaults. CalHFA has committed all original Total Available funds.

<sup>2</sup>Estimated costs charged by agencies other than the administering department such as State Treasurer's Office and State Controller's Office, over the life of the bonds. These amounts are held in reserve to ensure their availability.

<sup>3</sup>Estimated costs incurred by HCD and CalHFA over the entire life of the bonds to provide the support to the bond programs that are expended from bond proceeds. These amounts are held in reserve to ensure their availability.

<sup>4</sup>CalHFA program Commitments are higher than Total Available (amounts in italics) as awards were made from repaid funds.

# Proposition 46 Map

## Proposition 46

Department of Housing and Community Development  
Total Amount Awarded by County

As of June 30, 2021



COUNTY	Award Amount	Total Units
ALAMEDA	\$177,200,768	5,251
ALPINE	\$-	-
AMADOR	\$2,600,000	46
BUTTE	\$10,394,818	543
CALAVERAS	\$-	-
COLUSA	\$1,204,750	19
CONTRA COSTA	\$52,028,318	3,266
DEL NORTE	\$5,354,260	171
EL DORADO	\$2,597,956	1,010
FRESNO	\$42,162,841	3,066
GLENN	\$1,257,450	134
HUMBOLDT	\$2,703,218	340
IMPERIAL	\$29,433,174	1,772
INYO	\$1,000	2
KERN	\$34,289,073	2,477
KINGS	\$7,090,530	428
LAKE	\$4,155,991	374
LASSEN	\$405,012	64
LOS ANGELES	\$245,640,938	15,686
MADERA	\$10,598,640	773
MARIN	\$22,417,565	500
MARIPOSA	\$470,842	6
MENDOCINO	\$5,081,749	349
MERCED	\$18,330,544	883
MODOC	\$3,000,000	42
MONO	\$3,473,908	285
MONTEREY	\$31,781,023	1,230
NAPA	\$23,416,077	703
NEVADA	\$12,281,321	759
ORANGE	\$34,510,337	3,184
PLACER	\$4,570,136	1,430
PLUMAS	\$51,725	96
RIVERSIDE	\$70,814,708	5,178
SACRAMENTO	\$67,395,930	6,386
SAN BENITO	\$3,030,500	583
SAN BERNARDINO	\$26,434,677	1,753
SAN DIEGO	\$131,179,449	6,947
SAN FRANCISCO	\$136,874,312	3,123
SAN JOAQUIN	\$10,776,697	377
SAN LUIS OBISPO	\$4,872,805	576
SAN MATEO	\$27,541,891	1,134
SANTA BARBARA	\$11,143,473	991
SANTA CLARA	\$80,906,177	3,546
SANTA CRUZ	\$29,809,518	765
SHASTA	\$1,898,759	570
SISKIYOU	\$1,055,362	280
SOLANO	\$17,824,021	811
SONOMA	\$77,947,894	3,371
STANISLAUS	\$8,017,145	1,065
SUTTER	\$1,140,471	467
TEHAMA	\$2,785,593	418
TRINITY	\$1,057,560	21
TULARE	\$18,865,583	2,296
TUOLUMNE	\$3,575,935	117
VENTURA	\$55,474,683	1,290
YOLO	\$18,443,713	1,796
YUBA	\$1,762,666	107
Various*	\$20,478,561	1,204
TOTAL*	\$1,619,612,047	90,061

Units include Shelter Spaces, Incentive Units, and Housing Units.

\*Total includes \$20,478,561 and 1,204 units awarded to various counties as a consolidated district or jurisdiction.



DEPARTMENT OF HOUSING AND COMMUNITY DEVELOPMENT  
DIVISION OF FINANCIAL ASSISTANCE  
2020 W. El Camino Avenue, Sacramento, CA 95833  
(916) 263-2771 www.hcd.ca.gov

Version 20/21

# Proposition 2 No Place Like Home through June 30, 2021

NPLH Counties	Total Available	Committed <sup>1</sup>	Available	Capital Costs Awarded <sup>2</sup>	Local Administration Awarded	Capitalized Operating Reserves Awarded <sup>3</sup>	NPLH Assisted Units <sup>4</sup>
<b>Noncompetitive Allocation</b>							
<b>Alternative Process Counties<sup>5</sup></b>							
Los Angeles	\$75,259,413	\$75,259,413	\$0	\$67,733,472	\$7,525,941		264
San Diego	\$12,713,886	\$12,713,886	\$0	\$4,918,871	\$1,271,389	\$6,523,626	47
San Francisco	\$9,519,091	\$9,519,091	\$0	\$9,519,091			44
Santa Clara	\$10,262,970	\$10,262,970	\$0	\$10,262,970			54
<b>Alternative Process County Subtotal</b>	<b>\$107,755,360</b>	<b>\$107,755,360</b>	<b>\$0</b>	<b>\$92,434,404</b>	<b>\$8,797,330</b>	<b>\$6,523,626</b>	<b>409</b>
<b>Balance of State</b>							
Large County Allocation	\$35,157,286	31,374,177	\$3,783,109	31,374,177			71
Medium County Allocation	\$26,598,871	18,494,607	\$8,104,264	18,494,607			63
Small County Allocation	\$17,122,862	\$9,345,555	\$7,777,307	\$9,345,555			27
<b>Balance of State County Subtotal</b>	<b>\$78,879,019</b>	<b>\$59,214,339</b>	<b>\$19,664,680</b>	<b>\$59,214,339</b>	<b>\$0</b>	<b>\$0</b>	<b>161</b>
<b>Noncompetitive Allocation Total<sup>6</sup></b>	<b>\$186,634,379</b>	<b>\$166,969,699</b>	<b>\$19,664,680</b>	<b>\$151,648,743</b>	<b>\$8,797,330</b>	<b>\$6,523,626</b>	<b>570</b>

NPLH Counties	Total Available	Committed <sup>1</sup>	Available	Capital Costs Awarded <sup>2</sup>	Local Administration Awarded	Capitalized Operating Reserves Awarded <sup>3</sup>	NPLH Assisted Units <sup>4</sup>
<b>Competitive Allocation<sup>7</sup></b>							
<b>Alternative Process Counties</b>							
Los Angeles		\$465,690,168		\$419,121,151	\$46,569,017		1,984
San Diego		\$80,331,011		\$64,482,817	\$8,033,101	\$7,815,093	263
San Francisco		\$55,073,819		\$55,073,819			207
Santa Clara		\$63,459,749		\$59,363,969	\$4,095,780		312
<b>Alternative Process County Subt</b>	<b>\$932,641,659</b>	<b>\$664,554,747</b>	<b>\$268,086,912</b>	<b>\$598,041,756</b>	<b>\$58,697,898</b>	<b>\$7,815,093</b>	<b>2,766</b>
<b>Balance of State</b>							
Large County Allocation		\$301,753,490		\$236,936,272		\$64,817,218	1,161
Medium County Allocation		\$136,445,345		\$103,507,605		\$32,937,740	550
Small County Allocation		\$75,351,137		\$48,035,623		\$27,315,514	283
<b>Balance of State County Subtotal</b>	<b>\$746,034,701</b>	<b>\$513,549,972</b>	<b>\$232,484,729</b>	<b>\$388,479,500</b>	<b>\$0</b>	<b>\$125,070,472</b>	<b>1,994</b>
<b>Competitive Allocation Subtotal.</b>	<b>\$1,678,676,360</b>	<b>\$1,178,104,719</b>	<b>\$500,571,641</b>	<b>\$986,521,256</b>	<b>\$58,697,898</b>	<b>\$132,885,565</b>	<b>4,760</b>
<b>Total NPLH Program</b>	<b>\$1,865,310,739</b>	<b>\$1,345,074,418</b>	<b>\$520,236,321</b>	<b>\$1,138,169,999</b>	<b>\$67,495,228</b>	<b>\$139,409,191</b>	<b>5,330</b>

<b>Bond Authorization</b>	\$2,000,000,000
<b>HCD Administrative Costs (5%)</b>	\$100,000,000
<b>Reserves to Prevent Defaults</b>	\$9,500,000
<b>Bond Costs</b>	\$25,189,261
<b>NPLH Project Costs</b>	\$1,865,310,739

1. Funding has been awarded but may not have been disbursed.
2. Capital costs are all project development costs, not including any Capitalized Operating Subsidy Reserve or Local Administration costs.
3. Capitalized Operating Subsidy Reserves are reserves established to address project operating deficits attributable to NPLH assisted units.
4. Most projects using Noncompetitive Allocation funds from the Large, Medium, and Small County allocations also used Competitive Allocation funds. The NPLH Unit count for Noncompetitive Allocation funds shown in the Noncompetitive Allocation unit count is an unduplicated number representing projects that only used Noncompetitive Allocation funds from NPLH, and did not also use Competitive Allocation funds. Project unit numbers for projects using both Competitive Allocation and Noncompetitive Allocation funds and projects using only Competitive Allocation funds are represented in the Competitive Allocation unit count.
5. Alternative Process Counties have five percent or more of the statewide homeless population and have been designated by HCD to administer their own allocation of NPLH funds.
6. A total of \$3,365,621 from six counties has transferred from the Noncompetitive Balance of State to the Competitive Allocation since no documentation was submitted by the county of their intent to apply for their remaining Noncompetitive Allocation funds.
7. Total amounts available to each of the Alternative Process Counties and the Large Medium and Small allocations from the Competitive Allocation are determined by formula in individual Notices of Funding Availability (NOFAs). The amounts available listed above are estimates based on the amounts that have been committed thus far, but do not reflect changes due to the operation of the formula or other changes that may occur prior to the final commitment of funds.

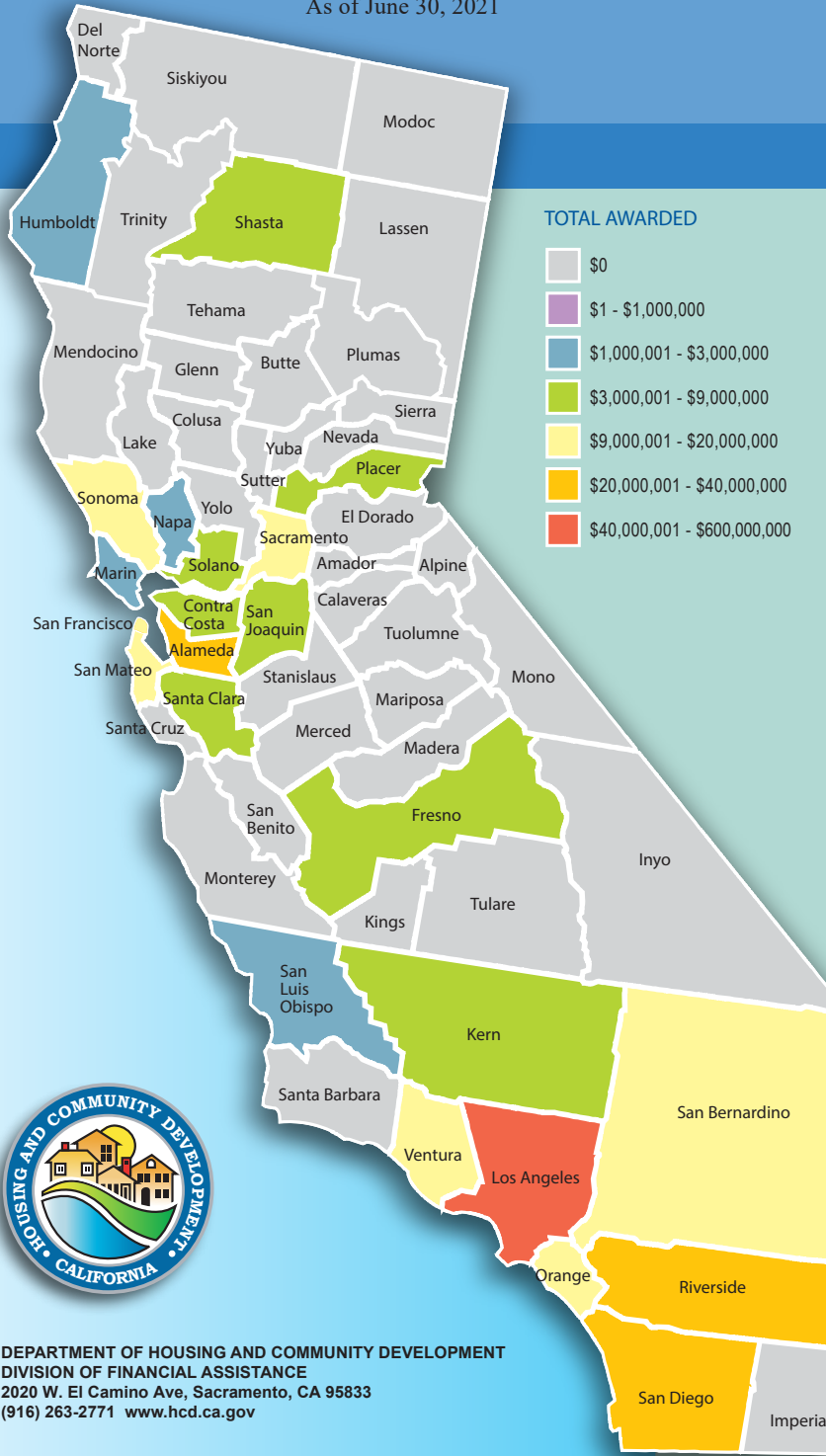


# Proposition 41 Map

## Proposition 41

Veterans Housing and Homeless Prevention Program  
 Department of Housing and Community Development  
 Total Amount Awarded by County

As of June 30, 2021



COUNTY	Award Amount	Total Units
ALAMEDA	\$22,260,816	296
ALPINE	\$-	-
AMADOR	\$-	-
BUTTE	\$-	-
CALAVERAS	\$-	-
COLUSA	\$-	-
CONTRA COSTA	\$5,246,781	85
DEL NORTE	\$-	-
EL DORADO	\$-	-
FRESNO	\$5,418,068	80
GLENN	\$-	-
HUMBOLDT	\$1,125,000	50
IMPERIAL	\$-	-
INYO	\$-	-
KERN	\$3,544,000	81
KINGS	\$-	-
LAKE	\$-	-
LASSEN	\$-	-
LOS ANGELES	\$127,720,907	2,061
MADERA	\$-	-
MARIN	\$3,000,000	24
MARIPOSA	\$-	-
MENDOCINO	\$-	-
MERCED	\$-	-
MODOC	\$-	-
MONO	\$-	-
MONTEREY	\$-	-
NAPA	\$2,813,562	70
NEVADA	\$-	-
ORANGE	\$11,792,198	107
PLACER	\$4,418,534	75
PLUMAS	\$-	-
RIVERSIDE	\$31,081,525	403
SACRAMENTO	\$11,000,595	119
SAN BENITO	\$-	-
SAN BERNARDINO	\$11,939,854	198
SAN DIEGO	\$34,421,246	330
SAN FRANCISCO	\$20,000,000	224
SAN JOAQUIN	\$6,802,600	49
SAN LUIS OBISPO	\$2,803,455	76
SAN MATEO	\$10,000,000	66
SANTA BARBARA	\$-	-
SANTA CLARA	\$8,540,908	135
SANTA CRUZ	\$-	-
SHASTA	\$3,787,170	30
SIERRA	\$-	-
SISKIYOU	\$-	-
SOLANO	\$3,577,535	39
SONOMA	\$10,913,750	67
STANISLAUS	\$-	-
SUTTER	\$-	-
TEHAMA	\$-	-
TRINITY	\$-	-
TULARE	\$-	-
TUOLUMNE	\$-	-
VENTURA	\$15,052,398	162
YOLO	\$-	-
YUBA	\$-	-
<b>TOTAL</b>	<b>\$357,260,902</b>	<b>4,827</b>

Units are Housing Units



DEPARTMENT OF HOUSING AND COMMUNITY DEVELOPMENT  
 DIVISION OF FINANCIAL ASSISTANCE  
 2020 W. El Camino Ave, Sacramento, CA 95833  
 (916) 263-2771 www.hcd.ca.gov

Version 20/21

# Multifamily Housing Program

## Supportive Housing (Tenant Characteristics)

California's Multifamily Housing Program — Supportive Housing (MHP-SH) helps fund housing that is both affordable and includes supportive services.

- **Purpose:** Provide affordable homes for people who need extra support to live stable lives (affordable rental housing).
- **Serves:** People with disabilities, people experiencing or at risk of homelessness, others who need extra support.
- **Funded by:** State General Fund and voter-approved housing bond funds from the Housing and Emergency Trust Fund Acts of 2002 (Proposition 46) and 2006 (Proposition 1C).

Those who use funding from the MHP-SH are required to submit reports to HCD describing the characteristics of their tenants, beginning the second year after the housing is occupied. For 2020-21, HCD received reports from 111 of 114 MHP-SH developments. The 111 developments include 3,224 units restricted under MHP-SH and were occupied by 3,355 tenant households during some part of the reporting period.<sup>1</sup>

Prior to moving into supportive housing:

- 76.3 percent of the tenant households experienced homelessness.
- 23.7 percent were at risk of homelessness. (A person is considered “at risk of homelessness” if their income is less than 20 percent of California's median income.)

Units funded by MHP-SH are required to be occupied by people who require supportive services in one or more of five specific categories. Of the 3,355 tenant households described in the reports:

- 60.3 percent were living with mental illness
- 19.8 percent had a long-term chronic health condition
- 9.2 percent were living with chronic substance abuse
- 5.6 percent had a developmental disability
- 5.1 percent were living with HIV/AIDS

---

<sup>1</sup>There are more households than there are units because some units were vacated by a tenant and re-rented to a second tenant during part of the reporting year.

## MHP-SH Household Annual Income

ANNUAL INCOME	TENANT	
	HOUSE-HOLDS	PERCENTAGE
\$5,000 or less	638	19%
\$5,001 to \$10,000	265	7.9%
\$10,001 to \$15,000	1,871	55.8%
\$15,001 to \$20,000	242	7.2%
Greater than \$20,000	339	10.1%

The primary source of this income was public disability programs — 63.2 percent of the tenants received income from Supplemental Security Income, Social Security Disability, or Veterans Disability. Approximately 8.9 percent received income from employment.

## MHP-SH Occupancy Length

LENGTH OF STAY	TENANT	
	HOUSE-HOLDS	PERCENTAGE
6 months or less	192	5.7%
Over 6 months to 1 year	165	5%
Over 1 year to 2 years	390	11.6%
Over 2 years	2,608	77.7%

## MHP-SH Household Sources of Income

SOURCES OF INCOME	TENANT	
	HOUSE-HOLDS*	PERCENTAGE*
Public Disability Assistance	2,120	63.2%
Retirement Income	440	13.1%
General Assistance	367	10.9%
Employment	297	8.9%
Other	180	5.4%
CalWORKs	148	4.4%
Unemployment Insurance	50	1.5%

\*May include more than one source of income per tenant household.

These households largely remained stable, as 77.7 percent lived in their unit for more than two years. A total of 89.3 percent of households lived in their unit for more than one year.

# Employee Housing Report

Nationwide, the prevalence of employer-owned housing has declined in recent years; however, shortages of local agricultural workers is causing an increased use of the U.S. Department of Labor's Temporary Agricultural (H-2A) program in California. The H-2A program allows U.S. employers who meet specific regulatory requirements, such as showing they initially attempted to find domestic workers to fill the positions, to bring foreign workers to the United States to fill temporary agricultural jobs. H-2A employees must be provided housing at no cost to the worker; if the provided housing meets the Employee Housing Act requirements, it must be permitted to operate through HCD.

The seasonal nature, rural locations, and frequent resistance by the surrounding communities create barriers to housing H-2A employees, which can lead to health and safety concerns at the H-2A provided housing. HCD will be working with the California Employment Development Department, which assists the U.S. Department of Labor in administering the H-2A program in California, to better track and monitor the housing provided for H-2A workers, including increased outreach to H-2A employers about HCD permitting requirements and information sharing between the two agencies.

In fiscal year 2019-20, HCD presented to the California Employment Development Department, the U.S. Department of Labor, and labor contractors and agricultural employers at the Agricultural Personnel Management Association Forum in Monterey, California.

## Employee Housing Act Statistical Summary

The following report summarizes enforcement activity statistics for all employee housing permittees for which HCD acts as the enforcement agency, as well as information from the permittees and nine local enforcement agencies that have assumed enforcement for the Employee Housing Act during the 2019 calendar year.

HCD is required to conduct an annual evaluation and provide a summary of the enforcement of the Employee Housing Act, the building standards published in the California Building Standards Code relating to employee housing, and all regulations adopted pursuant to the Employee Housing Act, by each city, county, or city and county that has assumed responsibility for enforcement.

DEPARTMENT OF HOUSING AND COMMUNITY DEVELOPMENT  
 DIVISION OF CODES AND STANDARDS  
 EMPLOYEE HOUSING PROGRAM  
 2020 Statistical Summary Report  
 STATEWIDE STATISTICAL SUMMARY

Number of Employees Housed in Permitted Facilities.....	35,218
Number of Employees Housed in Illegal Facilities.....	35
Facilities Exempted from Permit to Operate.....	11
Permits to Operate Issued.....	1,079
Inactive Facilities.....	5,223
Illegal Facilities Discovered.....	13
Complaints Received.....	33
Staff Hours Dedicated.....	2,860
Pre-Occupancy Inspections.....	162
Pre-Occupancy Reinspections.....	35
Occupancy Inspections.....	393
Occupancy Reinspections.....	40
Illegal Facility Inspections.....	0
Illegal Facility Reinspections.....	0
Civil Citations Issued.....	1
Cases Referred to the District Attorney/AG.....	0
Cases Prosecuted by the District Attorney/AG.....	0
Total of Fees for Permit to Operate Issuance.....	\$201,149.00
Total of Fees for Employee / MH - RV Lot.....	\$999,861.00
Total of Reinspection Fees.....	\$17,002.00
Total of Additional Fees to include: Exemptions, Fines, Transfers, Amended Permits or Non-OP.....	\$4,836.00
Total of Fees from Civil Citations.....	\$0.00
Total of Civil Penalties other than Citations.....	\$0.00
Total of Fees from Criminal Penalties.....	\$0.00
<b>TOTAL OF FEES AND PENALTIES COLLECTED.....</b>	<b>\$1,222,848.00</b>

Violation Categories	Permitted Facilities	Non-Permitted Facilities	Total of Category
Fire/Life Safety Violations Identified During Regular Inspections	261	7	268
Fire/Life Safety Violations Identified During Complaint Investigations	0	0	0
Structural Violations Identified During Regular Inspections	435	0	435
Structural Violations Identified During Complaint Investigations	3	0	3
Electrical Violations Identified During Regular Inspections	568	1	569
Electrical Violations Identified During Complaint Investigations	1	1	2
Mechanical Violations Identified During Regular Inspections	91	1	92
Mechanical Violations Identified During Complaint Investigations	0	0	0
Plumbing Violations Identified During Regular Inspections	191	17	208
Plumbing Violations Identified During Complaint Investigations	1	1	2
Other (General) Violations Identified During Regular Inspections	53	0	53
Other (General) Violations Identified During Complaint Investigations	1	4	5

DEPARTMENT OF HOUSING AND COMMUNITY DEVELOPMENT  
 DIVISION OF CODES AND STANDARDS  
 EMPLOYEE HOUSING PROGRAM  
 2020 Statistical Summary Report  
 HCD EMPLOYEE HOUSING PROGRAM

Number of Employees Housed in Permitted Facilities.....	29,421
Number of Employees Housed in Illegal Facilities.....	0
Facilities Exempted from Permit to Operate.....	0
Permits to Operate Issued.....	815
Inactive Facilities.....	5,150
Illegal Facilities Discovered.....	0
Complaints Received.....	23
Staff Hours Dedicated.....	1,185
Pre-Occupancy Inspections.....	125
Pre-Occupancy Reinspections.....	30
Occupancy Inspections.....	193
Occupancy Reinspections.....	31
Illegal Facility Inspections.....	0
Illegal Facility Reinspections.....	0
Civil Citations Issued.....	0
Cases Referred to the District Attorney/AG.....	0
Cases Prosecuted by the District Attorney/AG.....	0
Fee for Permit to Operate Issuance.....	\$200.00
Total of Fees for Permit to Operate Issuance.....	\$152,000.00
Fee for Employee / MH - RV Lot.....	\$27.00
Total of Fees for Employee / MH - RV Lot.....	\$843,507.00
Fee for Reinspection.....	\$178.00
Total of Reinspection Fees.....	\$14,212.00
Total of Additional Fees to include: Exemptions, Fines, Transfers, Amended Permits or Non-OP.....	\$1,314.00
Total of Fees from Civil Citations.....	\$0.00
Total of Civil Penalties other than Citations.....	\$0.00
Total of Fees from Criminal Penalties.....	\$0.00
<b>TOTAL OF FEES AND PENALTIES COLLECTED.....</b>	<b>\$1,011,033.00</b>

Violation Categories	Permitted Facilities	Non-Permitted Facilities	Total of Category
Fire/Life Safety Violations Identified During Regular Inspections	124	7	131
Fire/Life Safety Violations Identified During Complaint Investigations	0	0	0
Structural Violations Identified During Regular Inspections	82	0	82
Structural Violations Identified During Complaint Investigations	0	0	0
Electrical Violations Identified During Regular Inspections	417	1	418
Electrical Violations Identified During Complaint Investigations	0	0	0
Mechanical Violations Identified During Regular Inspections	44	1	45
Mechanical Violations Identified During Complaint Investigations	0	0	0
Plumbing Violations Identified During Regular Inspections	82	17	99
Plumbing Violations Identified During Complaint Investigations	0	0	0
Other (General Violations) Identified During Regular Inspections	6	0	6
Other (General Violations) Identified During Complaint Investigations	0	0	0

DEPARTMENT OF HOUSING AND COMMUNITY DEVELOPMENT  
 DIVISION OF CODES AND STANDARDS  
 EMPLOYEE HOUSING PROGRAM  
 2020 Statistical Summary Report  
 CITY OF GONZALES

Number of Employees Housed in Permitted Facilities.....	159
Number of Employees Housed in Illegal Facilities.....	0
Facilities Exempted from Permit to Operate.....	0
Permits to Operate Issued.....	3
Inactive Facilities.....	0
Illegal Facilities Discovered.....	0
Complaints Received.....	0
Staff Hours Dedicated.....	20
Pre-Occupancy Inspections.....	0
Pre-Occupancy Reinspections.....	0
Occupancy Inspections.....	3
Occupancy Reinspections.....	0
Illegal Facility Inspections.....	0
Illegal Facility Reinspections.....	0
Civil Citations Issued.....	0
Cases Referred to the District Attorney/AG.....	0
Cases Prosecuted by the District Attorney/AG.....	0
Fee for Permit to Operate Issuance.....	\$200.00
Total of Fees for Permit to Operate Issuance.....	\$600.00
Fee for Employee / MH - RV Lot.....	\$27.00
Total of Fees for Employee / MH - RV Lot.....	\$4,293.00
Fee for Reinspection.....	\$178.00
Total of Reinspection Fees.....	\$0.00
Total of Additional Fees to include: Exemptions, Fines, Transfers, Amended Permits or Non-OP.....	\$0.00
Total of Fees from Civil Citations.....	\$0.00
Total of Civil Penalties other than Citations.....	\$0.00
Total of Fees from Criminal Penalties.....	\$0.00
<b>TOTAL OF FEES AND PENALTIES COLLECTED.....</b>	<b>\$4,893.00</b>

Violation Categories	Permitted Facilities	Non-Permitted Facilities	Total of Category
Fire/Life Safety Violations Identified During Regular Inspections	0	0	0
Fire/Life Safety Violations Identified During Complaint Investigations	0	0	0
Structural Violations Identified During Regular Inspections	0	0	0
Structural Violations Identified During Complaint Investigations	0	0	0
Electrical Violations Identified During Regular Inspections	0	0	0
Electrical Violations Identified During Complaint Investigations	0	0	0
Mechanical Violations Identified During Regular Inspections	0	0	0
Mechanical Violations Identified During Complaint Investigations	0	0	0
Plumbing Violations Identified During Regular Inspections	0	0	0
Plumbing Violations Identified During Complaint Investigations	0	0	0
Other (General Violations) Identified During Regular Inspections	0	0	0
Other (General Violations) Identified During Complaint Investigations	0	0	0

DEPARTMENT OF HOUSING AND COMMUNITY DEVELOPMENT  
 DIVISION OF CODES AND STANDARDS  
 EMPLOYEE HOUSING PROGRAM  
 2020 Statistical Summary Report  
 MONTEREY COUNTY HEALTH DEPARTMENT

Number of Employees Housed in Permitted Facilities.....	2,879
Number of Employees Housed in Illegal Facilities.....	0
Facilities Exempted from Permit to Operate.....	0
Permits to Operate Issued.....	48
Inactive Facilities.....	0
Illegal Facilities Discovered.....	0
Complaints Received.....	0
Staff Hours Dedicated.....	364
Pre-Occupancy Inspections.....	16
Pre-Occupancy Reinspections.....	0
Occupancy Inspections.....	32
Occupancy Reinspections.....	5
Illegal Facility Inspections.....	0
Illegal Facility Reinspections.....	0
Civil Citations Issued.....	0
Cases Referred to the District Attorney/AG.....	0
Cases Prosecuted by the District Attorney/AG.....	0
Fee for Permit to Operate Issuance.....	\$139.00
Total of Fees for Permit to Operate Issuance.....	\$6,672.00
Fee for Employee / MH - RV Lot.....	\$29.00
Total of Fees for Employee / MH - RV Lot.....	\$83,491.00
Fee for Reinspection.....	\$150.00
Total of Reinspection Fees.....	\$750.00
Total of Additional Fees to include: Exemptions, Fines, Transfers, Amended Permits or Non-OP.....	\$0.00
Total of Fees from Civil Citations.....	\$0.00
Total of Civil Penalties other than Citations.....	\$0.00
Total of Fees from Criminal Penalties.....	\$0.00
<b>TOTAL OF FEES AND PENALTIES COLLECTED.....</b>	<b>\$90,913.00</b>

Violation Categories	Permitted Facilities	Non-Permitted Facilities	Total of Category
Fire/Life Safety Violations Identified During Regular Inspections	91	0	91
Fire/Life Safety Violations Identified During Complaint Investigations	0	0	0
Structural Violations Identified During Regular Inspections	296	0	296
Structural Violations Identified During Complaint Investigations	0	0	0
Electrical Violations Identified During Regular Inspections	122	0	122
Electrical Violations Identified During Complaint Investigations	0	0	0
Mechanical Violations Identified During Regular Inspections	36	0	36
Mechanical Violations Identified During Complaint Investigations	0	0	0
Plumbing Violations Identified During Regular Inspections	84	0	84
Plumbing Violations Identified During Complaint Investigations	0	0	0
Other (General Violations) Identified During Regular Inspections	11	0	11
Other (General Violations) Identified During Complaint Investigations	0	0	0



DEPARTMENT OF HOUSING AND COMMUNITY DEVELOPMENT  
 DIVISION OF CODES AND STANDARDS  
 EMPLOYEE HOUSING PROGRAM  
 2020 Statistical Summary Report

NAPA COUNTY DEPARTMENT OF PLANNING, BUILDING AND ENVIRONMENTAL SERVICES

Number of Employees Housed in Permitted Facilities.....	104
Number of Employees Housed in Illegal Facilities.....	0
Facilities Exempted from Permit to Operate.....	0
Permits to Operate Issued.....	5
Inactive Facilities.....	0
Illegal Facilities Discovered.....	0
Complaints Received.....	0
Staff Hours Dedicated.....	95
Pre-Occupancy Inspections.....	1
Pre-Occupancy Reinspections.....	1
Occupancy Inspections.....	7
Occupancy Reinspections.....	3
Illegal Facility Inspections.....	0
Illegal Facility Reinspections.....	0
Civil Citations Issued.....	0
Cases Referred to the District Attorney/AG.....	0
Cases Prosecuted by the District Attorney/AG.....	0
Fee for Permit to Operate Issuance.....	\$200.00
Total of Fees for Permit to Operate Issuance.....	\$1,200.00
Fee for Employee / MH - RV Lot.....	\$27.00
Total of Fees for Employee / MH - RV Lot.....	\$2,808.00
Fee for Reinspection.....	\$178.00
Total of Reinspection Fees.....	\$0.00
Total of Additional Fees to include: Exemptions, Fines, Transfers, Amended Permits or Non-OP.....	\$0.00
Total of Fees from Civil Citations.....	\$0.00
Total of Civil Penalties other than Citations.....	\$0.00
Total of Fees from Criminal Penalties.....	\$0.00
<b>TOTAL OF FEES AND PENALTIES COLLECTED.....</b>	<b>\$4,008.00</b>

Violation Categories	Permitted Facilities	Non-Permitted Facilities	Total of Category
Fire/Life Safety Violations Identified During Regular Inspections	3	0	3
Fire/Life Safety Violations Identified During Complaint Investigations	0	0	0
Structural Violations Identified During Regular Inspections	4	0	4
Structural Violations Identified During Complaint Investigations	0	0	0
Electrical Violations Identified During Regular Inspections	0	0	0
Electrical Violations Identified During Complaint Investigations	0	0	0
Mechanical Violations Identified During Regular Inspections	0	0	0
Mechanical Violations Identified During Complaint Investigations	0	0	0
Plumbing Violations Identified During Regular Inspections	0	0	0
Plumbing Violations Identified During Complaint Investigations	0	0	0
Other (General Violations) Identified During Regular Inspections	5	0	5
Other (General Violations) Identified During Complaint Investigations	0	0	0

DEPARTMENT OF HOUSING AND COMMUNITY DEVELOPMENT  
 DIVISION OF CODES AND STANDARDS  
 EMPLOYEE HOUSING PROGRAM  
 2020 Statistical Summary Report

SACRAMENTO COUNTY ENVIRONMENTAL MANAGEMENT DEPARTMENT

Number of Employees Housed in Permitted Facilities.....	535
Number of Employees Housed in Illegal Facilities.....	0
Facilities Exempted from Permit to Operate.....	0
Permits to Operate Issued.....	19
Inactive Facilities.....	43
Illegal Facilities Discovered.....	0
Complaints Received.....	0
Staff Hours Dedicated.....	119
Pre-Occupancy Inspections.....	19
Pre-Occupancy Reinspections.....	4
Occupancy Inspections.....	0
Occupancy Reinspections.....	0
Illegal Facility Inspections.....	0
Illegal Facility Reinspections.....	0
Civil Citations Issued.....	0
Cases Referred to the District Attorney/AG.....	0
Cases Prosecuted by the District Attorney/AG.....	0
Fee for Permit to Operate Issuance.....	\$200.00
Total of Fees for Permit to Operate Issuance.....	\$3,600.00
Fee for Employee / MH - RV Lot.....	\$27.00
Total of Fees for Employee / MH - RV Lot.....	\$14,445.00
Fee for Reinspection.....	\$178.00
Total of Reinspection Fees.....	\$712.00
Total of Additional Fees to include: Exemptions, Fines, Transfers, Amended Permits or Non-OP.....	\$0.00
Total of Fees from Civil Citations.....	\$0.00
Total of Civil Penalties other than Citations.....	\$0.00
Total of Fees from Criminal Penalties.....	\$0.00
<b>TOTAL OF FEES AND PENALTIES COLLECTED.....</b>	<b>\$18,757.00</b>

Violation Categories	Permitted Facilities	Non-Permitted Facilities	Total of Category
Fire/Life Safety Violations Identified During Regular Inspections	9	0	9
Fire/Life Safety Violations Identified During Complaint Investigations	0	0	0
Structural Violations Identified During Regular Inspections	20	0	20
Structural Violations Identified During Complaint Investigations	0	0	0
Electrical Violations Identified During Regular Inspections	12	0	12
Electrical Violations Identified During Complaint Investigations	0	0	0
Mechanical Violations Identified During Regular Inspections	2	0	2
Mechanical Violations Identified During Complaint Investigations	0	0	0
Plumbing Violations Identified During Regular Inspections	14	0	14
Plumbing Violations Identified During Complaint Investigations	0	0	0
Other (General Violations) Identified During Regular Inspections	16	0	16
Other (General Violations) Identified During Complaint Investigations	0	0	0

DEPARTMENT OF HOUSING AND COMMUNITY DEVELOPMENT  
 DIVISION OF CODES AND STANDARDS  
 EMPLOYEE HOUSING PROGRAM  
 2020 Statistical Summary Report

SAN JOAQUIN COUNTY DEPARTMENT OF ENVIRONMENTAL HEALTH

Number of Employees Housed in Permitted Facilities.....	652
Number of Employees Housed in Illegal Facilities.....	0
Facilities Exempted from Permit to Operate.....	11
Permits to Operate Issued.....	24
Inactive Facilities.....	0
Illegal Facilities Discovered.....	0
Complaints Received.....	0
Staff Hours Dedicated.....	112
Pre-Occupancy Inspections.....	0
Pre-Occupancy Reinspections.....	0
Occupancy Inspections.....	0
Occupancy Reinspections.....	0
Illegal Facility Inspections.....	0
Illegal Facility Reinspections.....	0
Civil Citations Issued.....	0
Cases Referred to the District Attorney/AG.....	0
Cases Prosecuted by the District Attorney/AG.....	0
Fee for Permit to Operate Issuance.....	\$50.00
Total of Fees for Permit to Operate Issuance.....	\$1,200.00
Fee for Employee / MH - RV Lot.....	\$15.00
Total of Fees for Employee / MH - RV Lot.....	\$9,780.00
Fee for Reinspection.....	\$152.00
Total of Reinspection Fees.....	\$0.00
Total of Additional Fees to include: Exemptions, Fines, Transfers, Amended Permits or Non-OP.....	\$0.00
Total of Fees from Civil Citations.....	\$0.00
Total of Civil Penalties other than Citations.....	\$0.00
Total of Fees from Criminal Penalties.....	\$0.00
<b>TOTAL OF FEES AND PENALTIES COLLECTED.....</b>	<b>\$10,980.00</b>

Violation Categories	Permitted Facilities	Non-Permitted Facilities	Total of Category
Fire/Life Safety Violations Identified During Regular Inspections	3	0	3
Fire/Life Safety Violations Identified During Complaint Investigations	0	0	0
Structural Violations Identified During Regular Inspections	0	0	0
Structural Violations Identified During Complaint Investigations	0	0	0
Electrical Violations Identified During Regular Inspections	1	0	1
Electrical Violations Identified During Complaint Investigations	0	0	0
Mechanical Violations Identified During Regular Inspections	0	0	0
Mechanical Violations Identified During Complaint Investigations	0	0	0
Plumbing Violations Identified During Regular Inspections	5	0	5
Plumbing Violations Identified During Complaint Investigations	0	0	0
Other (General Violations) Identified During Regular Inspections	5	0	5
Other (General Violations) Identified During Complaint Investigations	0	0	0

DEPARTMENT OF HOUSING AND COMMUNITY DEVELOPMENT  
 DIVISION OF CODES AND STANDARDS  
 EMPLOYEE HOUSING PROGRAM  
 2020 Statistical Summary Report  
 SAN MATEO COUNTY ENVIRONMENTAL HEALTH

Number of Employees Housed in Permitted Facilities.....	290
Number of Employees Housed in Illegal Facilities.....	0
Facilities Exempted from Permit to Operate.....	0
Permits to Operate Issued.....	18
Inactive Facilities.....	2
Illegal Facilities Discovered.....	0
Complaints Received.....	0
Staff Hours Dedicated.....	115
Pre-Occupancy Inspections.....	0
Pre-Occupancy Reinspections.....	0
Occupancy Inspections.....	18
Occupancy Reinspections.....	0
Illegal Facility Inspections.....	0
Illegal Facility Reinspections.....	0
Civil Citations Issued.....	0
Cases Referred to the District Attorney/AG.....	0
Cases Prosecuted by the District Attorney/AG.....	0
Fee for Permit to Operate Issuance.....	\$200.00
Total of Fees for Permit to Operate Issuance.....	\$3,600.00
Fee for Employee / MH - RV Lot.....	\$27.00
Total of Fees for Employee / MH - RV Lot.....	\$7,830.00
Fee for Reinspection.....	\$178.00
Total of Reinspection Fees.....	\$0.00
Total of Additional Fees to include: Exemptions, Fines, Transfers, Amended Permits or Non-OP.....	\$20.00
Total of Fees from Civil Citations.....	\$0.00
Total of Civil Penalties other than Citations.....	\$0.00
Total of Fees from Criminal Penalties.....	\$0.00
<b>TOTAL OF FEES AND PENALTIES COLLECTED.....</b>	<b>\$11,450.00</b>

Violation Categories	Permitted Facilities	Non-Permitted Facilities	Total of Category
Fire/Life Safety Violations Identified During Regular Inspections	10	0	10
Fire/Life Safety Violations Identified During Complaint Investigations	0	0	0
Structural Violations Identified During Regular Inspections	5	0	5
Structural Violations Identified During Complaint Investigations	0	0	0
Electrical Violations Identified During Regular Inspections	3	0	3
Electrical Violations Identified During Complaint Investigations	0	0	0
Mechanical Violations Identified During Regular Inspections	1	0	1
Mechanical Violations Identified During Complaint Investigations	0	0	0
Plumbing Violations Identified During Regular Inspections	3	0	3
Plumbing Violations Identified During Complaint Investigations	0	0	0
Other (General Violations) Identified During Regular Inspections	5	0	5
Other (General Violations) Identified During Complaint Investigations	0	0	0

DEPARTMENT OF HOUSING AND COMMUNITY DEVELOPMENT  
 DIVISION OF CODES AND STANDARDS  
 EMPLOYEE HOUSING PROGRAM  
 2020 Statistical Summary Report  
 SANTA CRUZ COUNTY ENVIRONMENTAL HEALTH

Number of Employees Housed in Permitted Facilities.....	147
Number of Employees Housed in Illegal Facilities.....	0
Facilities Exempted from Permit to Operate.....	0
Permits to Operate Issued.....	7
Inactive Facilities.....	10
Illegal Facilities Discovered.....	0
Complaints Received.....	0
Staff Hours Dedicated.....	56
Pre-Occupancy Inspections.....	1
Pre-Occupancy Reinspections.....	0
Occupancy Inspections.....	0
Occupancy Reinspections.....	0
Illegal Facility Inspections.....	0
Illegal Facility Reinspections.....	0
Civil Citations Issued.....	0
Cases Referred to the District Attorney/AG.....	0
Cases Prosecuted by the District Attorney/AG.....	0
Fee for Permit to Operate Issuance.....	\$611.00
Total of Fees for Permit to Operate Issuance.....	\$4,277.00
Fee for Employee / MH - RV Lot.....	\$40.00
Total of Fees for Employee / MH - RV Lot.....	\$5,870.00
Fee for Reinspection.....	\$240.00
Total of Reinspection Fees.....	\$0.00
Total of Additional Fees to include: Exemptions, Fines, Transfers, Amended Permits or Non-OP.....	\$0.00
Total of Fees from Civil Citations.....	\$0.00
Total of Civil Penalties other than Citations.....	\$0.00
Total of Fees from Criminal Penalties.....	\$0.00
<b>TOTAL OF FEES AND PENALTIES COLLECTED.....</b>	<b>\$10,147.00</b>

Violation Categories	Permitted Facilities	Non-Permitted Facilities	Total of Category
Fire/Life Safety Violations Identified During Regular Inspections	0	0	0
Fire/Life Safety Violations Identified During Complaint Investigations	0	0	0
Structural Violations Identified During Regular Inspections	0	0	0
Structural Violations Identified During Complaint Investigations	0	0	0
Electrical Violations Identified During Regular Inspections	1	0	1
Electrical Violations Identified During Complaint Investigations	0	0	0
Mechanical Violations Identified During Regular Inspections	0	0	0
Mechanical Violations Identified During Complaint Investigations	0	0	0
Plumbing Violations Identified During Regular Inspections	0	0	0
Plumbing Violations Identified During Complaint Investigations	0	0	0
Other (General Violations) Identified During Regular Inspections	1	0	1
Other (General Violations) Identified During Complaint Investigations	0	0	0

DEPARTMENT OF HOUSING AND COMMUNITY DEVELOPMENT  
 DIVISION OF CODES AND STANDARDS  
 EMPLOYEE HOUSING PROGRAM  
 2020 Statistical Summary Report

STANISLAUS COUNTY DEPARTMENT OF ENVIRONMENTAL RESOURCES

Number of Employees Housed in Permitted Facilities.....	53
Number of Employees Housed in Illegal Facilities.....	0
Facilities Exempted from Permit to Operate.....	0
Permits to Operate Issued.....	4
Inactive Facilities.....	1
Illegal Facilities Discovered.....	0
Complaints Received.....	0
Staff Hours Dedicated.....	82
Pre-Occupancy Inspections.....	0
Pre-Occupancy Reinspections.....	0
Occupancy Inspections.....	4
Occupancy Reinspections.....	1
Illegal Facility Inspections.....	0
Illegal Facility Reinspections.....	0
Civil Citations Issued.....	0
Cases Referred to the District Attorney/AG.....	0
Cases Prosecuted by the District Attorney/AG.....	0
Fee for Permit to Operate Issuance.....	\$200.00
Total of Fees for Permit to Operate Issuance.....	\$800.00
Fee for Employee / MH - RV Lot.....	\$27.00
Total of Fees for Employee / MH - RV Lot.....	\$1,431.00
Fee for Reinspection.....	\$178.00
Total of Reinspection Fees.....	\$178.00
Total of Additional Fees to include: Exemptions, Fines, Transfers, Amended Permits or Non-OP.....	\$0.00
Total of Fees from Civil Citations.....	\$0.00
Total of Civil Penalties other than Citations.....	\$0.00
Total of Fees from Criminal Penalties.....	\$0.00
<b>TOTAL OF FEES AND PENALTIES COLLECTED.....</b>	<b>\$2,409.00</b>

Violation Categories	Permitted Facilities	Non-Permitted Facilities	Total of Category
Fire/Life Safety Violations Identified During Regular Inspections	1	0	1
Fire/Life Safety Violations Identified During Complaint Investigations	0	0	0
Structural Violations Identified During Regular Inspections	3	0	3
Structural Violations Identified During Complaint Investigations	0	0	0
Electrical Violations Identified During Regular Inspections	0	0	0
Electrical Violations Identified During Complaint Investigations	0	0	0
Mechanical Violations Identified During Regular Inspections	0	0	0
Mechanical Violations Identified During Complaint Investigations	0	0	0
Plumbing Violations Identified During Regular Inspections	0	0	0
Plumbing Violations Identified During Complaint Investigations	0	0	0
Other (General Violations) Identified During Regular Inspections	0	0	0
Other (General Violations) Identified During Complaint Investigations	0	0	0

DEPARTMENT OF HOUSING AND COMMUNITY DEVELOPMENT  
 DIVISION OF CODES AND STANDARDS  
 EMPLOYEE HOUSING PROGRAM  
 2020 Statistical Summary Report  
 TULARE COUNTY RESOURCE MANAGEMENT AGENCY

Number of Employees Housed in Permitted Facilities.....	978
Number of Employees Housed in Illegal Facilities.....	35
Facilities Exempted from Permit to Operate.....	0
Permits to Operate Issued.....	136
Inactive Facilities.....	17
Illegal Facilities Discovered.....	13
Complaints Received.....	10
Staff Hours Dedicated.....	712
Pre-Occupancy Inspections.....	0
Pre-Occupancy Reinspections.....	0
Occupancy Inspections.....	136
Occupancy Reinspections.....	0
Illegal Facility Inspections.....	0
Illegal Facility Reinspections.....	0
Civil Citations Issued.....	1
Cases Referred to the District Attorney/AG.....	0
Cases Prosecuted by the District Attorney/AG.....	0
Fee for Permit to Operate Issuance.....	\$200.00
Total of Fees for Permit to Operate Issuance.....	\$27,200.00
Fee for Employee / MH - RV Lot.....	\$27.00
Total of Fees for Employee / MH - RV Lot.....	\$26,406.00
Fee for Reinspection.....	\$178.00
Total of Reinspection Fees.....	\$1,150.00
Total of Additional Fees to include: Exemptions, Fines, Transfers, Amended Permits or Non-OP.....	\$3,502.00
Total of Fees from Civil Citations.....	\$0.00
Total of Civil Penalties other than Citations.....	\$0.00
Total of Fees from Criminal Penalties.....	\$0.00
<b>TOTAL OF FEES AND PENALTIES COLLECTED.....</b>	<b>\$58,258.00</b>

Violation Categories	Permitted Facilities	Non-Permitted Facilities	Total of Category
Fire/Life Safety Violations Identified During Regular Inspections	20	0	20
Fire/Life Safety Violations Identified During Complaint Investigations	0	0	0
Structural Violations Identified During Regular Inspections	25	0	25
Structural Violations Identified During Complaint Investigations	3	0	3
Electrical Violations Identified During Regular Inspections	12	0	12
Electrical Violations Identified During Complaint Investigations	1	1	2
Mechanical Violations Identified During Regular Inspections	8	0	8
Mechanical Violations Identified During Complaint Investigations	0	0	0
Plumbing Violations Identified During Regular Inspections	3	0	3
Plumbing Violations Identified During Complaint Investigations	1	1	2
Other (General Violations) Identified During Regular Inspections	4	0	4
Other (General Violations) Identified During Complaint Investigations	1	4	5

# Diversity, Equity, and Inclusion

## A Message From Our Diversity, Equity, and Inclusion Officer

On behalf of the California Department of Housing and Community Development (HCD), it is my honor to introduce the second annual Commitment to Diversity, Inclusion, and Equity Report. HCD's annual report demonstrates our commitment to building a diverse workforce and inclusive culture reflective of California's rich diversity. This report provides a baseline for tracking our progress, examining a number of factors including gender, race/ethnicity, and age diversity.

Each day, nearly a thousand dedicated employees fulfill vital tasks to promote safe, affordable homes and vibrant, inclusive, sustainable communities for all Californians.

We recognize that diversity, inclusion, and equity are not only essential to the success of department programs, but critical for viable economic and social progress. Our workforce is a collaborative of culturally distinct staff members, which include 19 different languages spoken by 71 employees. This diversity and range of perspectives support and enhance our ongoing commitment to excellence in service to California's populations and the communities we serve.

This report highlights the many important accomplishments achieved during the 2020/2021 fiscal year. We recognize that embedding diversity, equity, and inclusion into all aspects of HCD will require continued focus and tenacity. We look forward to your feedback and suggestions as we move forward together to ensure every California resident can live, work, and play in healthy communities of opportunity.

Nicole Placencia



# Commitment to Diversity, Equity, and Inclusion: Our Framework

## Who We Are

The State of California is the largest employer in the state. As one of the most ethnically and culturally diverse states in the nation, it stands to reason that diversity is synonymous with California. Diversity and inclusion are often grouped together to describe a wide range of diversity efforts. But they are different. Diversity is the combination of varied demographics and experiences reflected in the workplace.

Inclusion, on the other hand, is recognizing and valuing all employee perspectives and contributions. It has been described as being inviting, fair and respectful, and enabling people to realize their capabilities. Whereas diversity is a measure of the composition of an organization, inclusion is the measure of how successfully that organization has built its culture to reflect its composition.

This distinction is important because diversity alone does not drive inclusion. Without inclusion, the crucial connections that attract diverse talents, encourage their participation, foster innovation, and lead to business growth will not happen. Diversity is an important first step, but inclusion must be the long-term focus.

Diversity is a key driver of innovation and a critical component of business success. It is recognized that a diverse set of experiences, perspectives, backgrounds, and talents is crucial to foster innovation and the development of new ideas. A diverse civil service workforce is vital to align with the diverse people and communities throughout the state that it serves, and essential to attract and retain a diverse talent pool. This report provides data on HCD employee demographics, and in some instances, on comparable demographics of California's civil service employees, the relevant labor force, and California's population.

Correspondingly important is equity and is often confused with equality. Equality assumes we are all the same and are starting from the same place, regardless of circumstance. Whereas equity distributes resources based on individual need and intends to close the gap so that race or other factors do not predict one's success, while also improving outcomes for all. At HCD, we measure workforce equity and leverage our internal diverse workforce to influence equitable outcomes in the service of our mission.

## Key Pillars for Success

True diversity is inclusive, comprehensive, and measurable. HCD's strategic approach is to integrate diversity, inclusion, and equity into all aspects of the workplace culture. HCD models three pillars for success, each equally important and interdependent of the other:

- **Workforce**

We recruit and retain high-performance teams inclusive of our state's rich diversity.

- **Workplace**

We actively educate our leadership and staff to increase awareness and create an inclusive culture, understanding the skills that lead to greater quality, respect, and accountability.

- **Marketplace**

We serve our community with sensitivity to their diverse perspectives and leverage our internal workforce and workplace to influence equitable outcomes in the marketplace.

## Our Workforce, Our People

One of our greatest strengths is our workforce, which is comprised of employees of many different ethnic backgrounds, abilities, and generations interacting to create a diverse and inclusive workforce and workplace.

## Generational Diversity

Our diversity isn't limited to ethnicity and gender. We're four generations of public employees working together. While generationally we embrace different values, we all share a commitment to public serve and our mission. As of June 30, 2021, according to the State Controller's Office data, HCD had approximately 888 employees. Here's a look at our generational diversity:

Generation	CA Populations	CA State Employees	HCD
Generation Z: 2012-1993 (<28)	19.1%	1.1%	8.0%
Millennials: 1992-1981 (29-40)	21.8%	33.3%	29.0%
Generation X: 1980-1965 (41-56)	19.0%	42.8%	41.0%
Baby Boomers: 1964-1946 (57-75)	21.5%	22.8%	22.0%
Traditionalists: 1945-1925 (+76)	7.2%	0.0%	0.0%

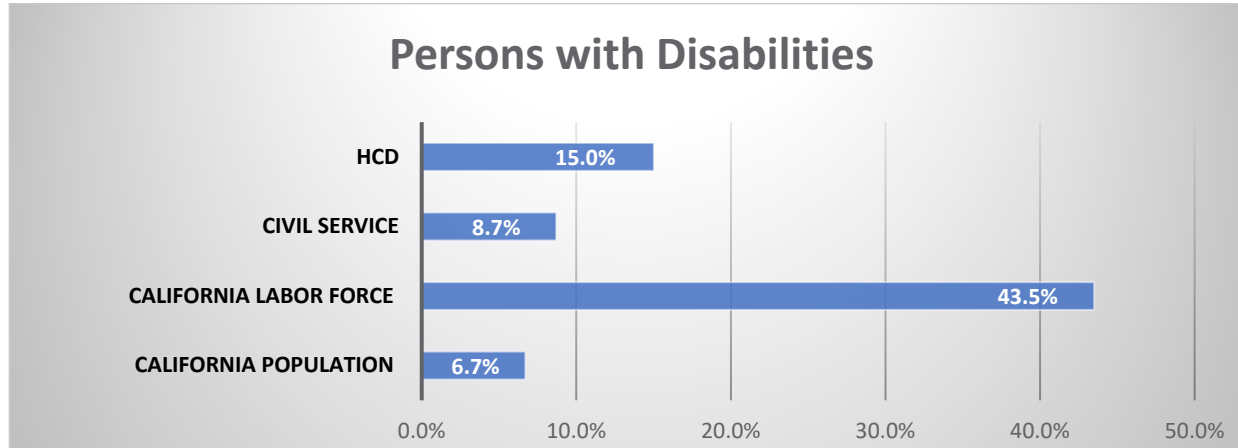
## Gender Diversity

Gender diversity is impressive within HCD. The female-male split among is roughly 56 percent women to 44 percent men. As of June 30, 2021, according to the State Controller's Office data, HCD's workforce is comprised of 888 employees of which 56 percent identify as women and 44 percent identify as men, and less than one percent identify as nonbinary. Here's a look at our gender diversity:

Gender	CA Population	CA Labor Force	CA State Employees	HCD
Female	50.3%	45.7%	46.2%	55.9%
Male	49.7%	54.3%	53.8%	43.9%
Nonbinary			NA	0.1%

## Employees with Disabilities

As of the June 30, 2021, CalHR 5102 Report, approximately 127 team members, or 15 percent, self-identified as persons with disabilities, which is above the 13.3 percent parity threshold set by the California Department of Human Resources (CalHR). HCD's management team represents 13.0 percent of employees with disabilities, which is consistent with state employee representation in management classifications represented at 15.0 percent. Here's a look at our disability-related diversity:



## Ethnic Diversity

Our aspirational goal at HCD is that our talented workforce is reflective of California's communities for which we serve. As of June 30, 2021, according to the State Controller's Office data, here's a look at our ethnic representation overall compared to California's population, labor force and California's state employees:

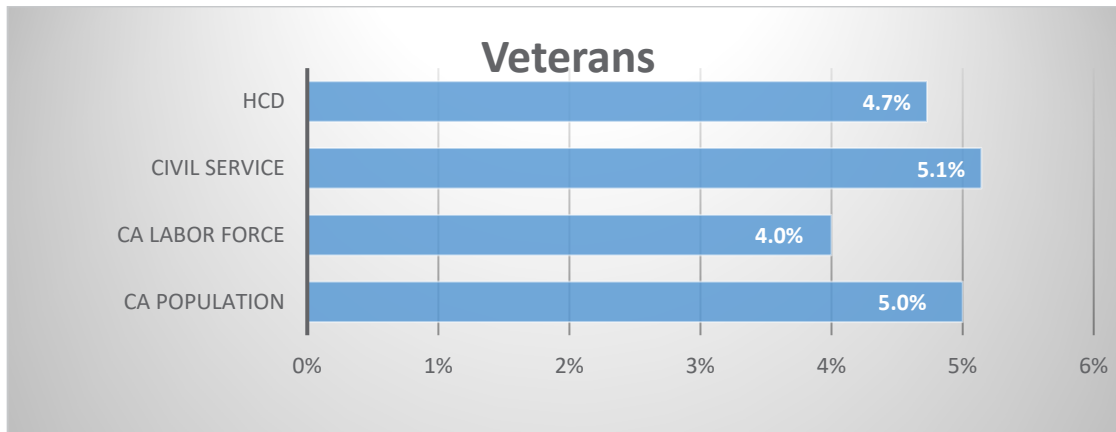
Ethnic Title	CA Population	CA Labor Force	CA State Employees	HCD
African American/Black	5.7%	5.1%	9.1%	8.9%
Asian	14.3%	13.7%	18.5%	17.0%
Hispanic/Latinx	34.7%	31.5%	26.0%	17.7%
Native American	0.4 %	0.7%	0.6%	1.1%
Multiracial/Other	2.2 %	3.4%	4.4%	3.6%
Pacific Islander	0.4 %	0.3%	0.8%	1.7%
Unidentified	0.2%	11.3%	0.0%	0.0%
White	42.1%	34.0%	40.6%	50.0%

## Language

Nineteen different languages are spoken by 71 employees. Of those individuals, 36 are bilingual certified in Spanish. To ensure access to our services and information for non-English and limited-English speakers, HCD recruits bilingual staff for designated public contact positions that are listed on the HCD Bilingual Directory. In addition, non-certified employees volunteer to provide interpretive services on an as-needed basis.

## Veterans: Hiring our Heroes

Here's a look at our veteran data as of June 30, 2021, CalHR 5102 Report, compared to California's population, labor force and California's state employees:



## Our Workforce: Acquiring Diverse Talent

### External New Hires by Gender and Ethnicity

According to the State Controller's Office data from July 1, 2020 to June 30, 2021, approximately 279 new team members joined HCD. Below is a snapshot of who joined Team HCD:

Gender	HCD
Female	59.4%
Male	39.8%
Non-binary	0.4%
Gender Unidentified	0.4%
Class Title	HCD
African American/Black	8.6%
Asian	22.9%
Hispanic/Latinx	16.5%
Native American	2.2%
Multiracial/Other	2.5%
Pacific Islander	2.2%
Unidentified	1.8%
White	43.3%

### Internal Advancement by Gender and Ethnicity

According to the State Controller's Office data from July 1, 2020 to June 30, 2021, approximately 127 existing team members were promoted. Here's a look at our internal promotions data:

Gender	HCD
Female	51.2%
Male	48.8%
Class Title	HCD
African American/Black	7.1%
Asian	13.4%
Hispanic/Latinx	18.9%
Native American	0.0%
Multiracial/Other	7.1%
Pacific Islander	6.3%
Race Unknown	0.8%
White	46.4%

### Attrition by Gender and Ethnicity

According to the State Controller's Office data from July 1, 2020 to June 30, 2021, approximately 103 team members left HCD. Here's a snapshot of who left:

Gender	HCD
Female	58.2%
Male	40.8%
Unidentified	1.0%
Class Title	HCD
African American/Black	12.6%
Asian	14.5%
Hispanic/Latinx	21.4%
Native American	1.0%
Multiracial/Other	4.9%
Pacific Islander	1.0%
Unidentified	8.7%
White	35.9%

### Horizontal View: Representation at all Levels of HCD

Leaders make decisions that affect the products and services we deliver to Californians and our team members. Diverse leadership teams make better decisions, and in turn create better products and services for all Californians.

#### Team Member Levels and Staff Numbers

**Executive Leadership Team:** Director, Chief Deputy Director and Deputy Directors = **11**

**Senior Leadership Team:** Assistant Deputy Directors and Division Chiefs = **34**

**Management Team:** Managers and Supervisors (excluding Program Technician Supervisor series) = **157**

**Technical and Professional Team:** Analysts, Accountants, Auditors, District/HCD Representatives, Attorneys, and Information Technology = **610**

**Entry-Level Team:** Office Assistant/Technicians, Executive Assistants, and Program Technicians = **76**

Below is a snapshot of representation at all levels of the organization:

Classification Group	All Classes	Executive Leadership Team	Senior Leadership Team	Management	Technical Professional	Entry Level
Female	55.9%	45.0%	47.0%	59.0%	55.0%	66.0%
Male	43.9%	55.0%	53.0%	41.0%	45.0%	34.0%
<b>Class Title</b>						
African American/Black	8.9%	0.0%	2.9%	8.9%	9.0%	18.0%
Asian	17.0%	9.0%	5.8%	16.5%	17.0%	6.6%
Hispanic/Latinx	17.7%	9.0%	2.9%	11.5%	20.0%	28.0%
Native American	1.1%	0.0%	0.0%	0.6%	1.0%	2.6%
Multiracial/Other	3.6%	27.0%	12.0%	5.1%	2.0%	0.00%
Pacific Islander	1.7%	0.0%	2.9%	1.3%	2.0%	2.8%
White	50.0%	55.0%	73.5%	56.1%	49.0%	42.0%



Of the 11 Executive Leadership Team members, below is their ethnic breakdown by gender:

Of the 34 Senior Leadership team members, below is their ethnic breakdown by gender:

Classification Group	Female Breakdown
Female	45.5%
<b>Class Title</b>	
African American/Black	0.0%
Asian	20.0 %
Hispanic	0.0%
Native American	0.0%
Multiracial	40.0%
Pacific Islander	0.0%
Unidentified	0.0%
White	40.0%
Classification Group	Male Breakdown
Male	54.5%
<b>Class Title</b>	
African American/Black	0.0%
Asian	0.0%
Hispanic	16.7%
Native American	0.0%
Pacific Islander	0.0%
Multiracial	16.7%
Unidentified	0.0%
White	66.6%

Classification Group	Female Breakdown
Female	47.1%
<b>Class Title</b>	
African American/Black	0.0%
Asian	6.3%
Hispanic	0.0%
Native American	0.0%
Pacific Islander	0.0%
Multiracial	0.0%
White	93.7%

Classification Group	Male Breakdown
Male	52.9%
<b>Class Title</b>	
African American/Black	5.6%
Asian	5.6%
Hispanic	11.0%
Native American	0.0%
Pacific Islander	5.6%
Multiracial	16.7%
White	55.5%

## Vertical View: Representation by Divisions/Programs

For HCD to be truly diverse, representation should be reflective not only at various leadership levels within the organization, but across the organization and represented within each division and program. Let's look at a vertical view of representation by division or program:

Classification Group	Audit & Evaluation			
	All HCD	Administration	Organizational Development	Codes & Standards
Female	55. %	63.0%	68.8%	44.4%
Male	43.9%	37.0%	31.2%	55.6%
<b>Class Title</b>				
African American/ Black	8.9%	4.6%	6.2%	10.7%
Asian	17.0%	32.7%	12.5%	6.6%
Hispanic/ Latinx	17.7%	10.7%	12.5%	30.6%
Native American	1.1%	0.5%	0.0%	2.0%
Multiracial/ Other	3.6%	3.6%	18.8%	1.1%
Pacific Islander	1.7%	2.0%	6.2%	1.1%
Unidentified	0.0%	0.5%	0.0%	0.5%
White	50.0%	45.4%	43.8%	47.4%

Classification Group	Equal Employment Opportunity			
	All HCD	Comms	Executive	
Female	55.9%	87.5%	100%	62.5%
Male	43.9%	12.5%	0.0%	37.5%
<b>Class Title</b>				
African American/ Black	8.9%	0.0 %	0.0 %	12.5 %
Asian	17.0 %	25.0 %	0.0 %	0.0 %
Hispanic/ Latinx	17.7 %	12.5 %	20.0 %	25.0 %
Native American	1.1 %	0.0 %	0.0 %	0.0 %
Multiracial/ Other	3.6 %	0.0 %	0.0 %	12.5 %
Pacific Islander	1.7 %	0.0 %	0.0 %	0.0 %
Unidentified	0.0 %	0.0 %	0.0 %	0.0 %
White	50.0%	62.5 %	80.0%	50.0 %

<b>Classification Group</b>	<b>All HCD</b>	<b>Federal Financial Assistance</b>	<b>State Financial Assistance</b>	<b>Housing Policy</b>	<b>Legal Affairs</b>	<b>Legislation</b>
Female	55.9%	61.9%	57.9%	52.2%	42.9%	57.1%
Male	43.9%	36.9%	42.1%	47.8%	57.1%	42.9%
Nonbinary		1.2%	0.0%			
<b>Class Title</b>						
African American/ Black	8.9%	8.3%	12.6%	6.0%	7.1%	0.0%
Asian	17.0%	11.9%	15.7%	13.4%	19.1%	28.6%
Hispanic/ Latinx	17.7%	10.7%	18.0%	16.4%	7.1%	14.3%
Native American	1.1%	0.0%	1.2%	3.0%	0.0%	0.0%
Pacific Islander	1.7%	3.6%	1.5%	1.4%	0.0%	0.0%
Multiracial/ Other	3.6%	6.0%	2.7%	7.4%	2.4%	14.3%
Unidentified	0.0%	0.0%	0.0%	1.4%	0.0%	0.0%
White	50.0%	59.5%	48.3%	51.0%	64.3%	42.8%

## Highlights from 2020

Our enterprise-wide initiatives and strategies are designed to attract, develop and advance talented individuals inclusive of race, national origin, sexual orientation, religion, age, gender, disability status, military or veteran status, or any other broad range of human differences.

## Diversity Initiatives

To create a pool of diverse, multicultural, and qualified professionals, HCD attended a variety of outreach events, including those targeting veterans, college students, and experienced professionals in specific fields or occupations. The Human Resources Branch partnered with subject matter experts from various areas within HCD to attend events specifically targeting various professional fields.

### Diversity Job Interview Question

Since its inception in 2018, HCD continued to require a mandatory diversity question on all oral interviews by leveraging one of our Core Values, Diversity. The purpose of the diversity question is not to assess the applicant's personal identity, but to assess the applicant's skills and knowledge on the value and importance of Diversity, Equity, and Inclusion. The overall goal is to create an environment of inclusion and hire people who are aligned with the values of HCD, and who can work effectively in an inclusive workplace where individual differences and perspectives are respected and leveraged to achieve organizational goals.

### Inclusion Job Posting Statement

Since 2018, HCD continued to communicate our commitment to diversity and inclusion to potential job candidates by posting the following inclusive statement on all job vacancy postings:

*HCD values diversity at all levels of the organization and is committed to fostering an environment in which employees from a variety of backgrounds, cultures, and personal experiences are welcomed and can thrive. HCD believes the diversity of our employees and their unique ideas inspire innovative solutions to further our mission. Join HCD and help us improve the lives of all Californians.*

## Limited Examination and Appointment Program (LEAP)

HCD also participated in the state-mandated Limited Examination and Appointment Program. Limited Examination and Appointment Program is an alternative selection process for the recruitment and hiring of persons with disabilities.

## Social Media

In an effort to communicate with today's technology-savvy job seekers, HCD leveraged our social media presence by advertising job openings on LinkedIn, Twitter, and Facebook and sent job opportunities to our listservs to ensure diverse and inclusive outreach.

## Inclusion Initiatives

Focusing on inclusion helps build a sense of belonging. Building a culture of belonging empowers people to do their best work. HCD is where people of different views, backgrounds and experiences can come together and show up for one another. Here are some ways that we're doing just that.

## Annual Accountability Agreements

To build and sustain a diverse and inclusive workplace culture here at HCD, we understand that it requires each and every HCD team member to do their part. That's why in 2020, HCD included diversity, inclusion and equity expectations into annual accountability agreements (annual performance reviews). Incorporating diversity, inclusion and equity in annual performance reviews across the enterprise supports HCD's strategic initiative of Cultivating a Culture of Excellence by integrating a performance and metrics-driven mindset.

## Can We Chat Sessions

In 2018, HCD implemented monthly *Can We Chat* sessions to normalize race discussions that cultivate a collective understanding of implicit bias and equity and foster a peer-to-peer support and collaborative problem-solving methodology to enrich the attributes of an inclusive workplace culture. Topics discussed during this fiscal year included subjects such

as: Structural and Institutional Racism; George Floyd; How Can White People Be Better Allies to People of Color; Farmworkers and Covid-19; Native Americans and Access to Affordable Housing; LGBTQ+ Discrimination in Housing; Crip Camp – A Disability Revolution; Eliminating Microaggressions – the Next Level of Inclusion.

### **Equal Employment Opportunity Training**

HCD's Equal Employment Opportunity Office continued the two-year training cycle for all HCD employees to attend mandated Equal Employment Opportunity training. This three-hour training session focuses on discrimination, harassment, and retaliation prevention awareness to the HCD workforce. In addition, the training includes a one-hour introductory segment on Implicit Bias Awareness to learn how we perceive and respond to the world, which is strongly influenced by factors of which we are completely unaware. Unconscious, or Implicit, biases are grounded in one's personal history and can detract from the quality of decision making as policy makers, leaders and managers.

### **Employee Resources Groups**

With over 33 employees participating in three Employee Resources Groups, HCD's employee-led resources groups are instrumental in fostering inclusion and advocating on behalf of communities.

### **Cultural Diversity Committee**

In early 2020, HCD created the Cultural Diversity Committee for HCD employees. The Committee serves as an advisory body to the Director and the EEO Office in an effort to build an inclusive workplace culture that will serve as a resource and technical advisor regarding opportunities and experience of employees, and/or the diverse communities HCD serves. In addition, the Committee will promote cultural diversity awareness through guest speakers, an annual cultural diversity event, and/or special activities. The first initiative by the Cultural Diversity Committee included a beautiful tabletop diversity cookbook showcasing the Department's collective diversity through shared family recipes and personal stories and photos.

The inaugural year also brought the virtual month-long cultural celebration in April. April is nationally known as Celebrate Diversity Month and the committee leveraged the elements often found in diverse communities: art, music and storytelling. Each week HCD created a virtual place and space to showcase our collective diversity by offering an Open Mic – Poetry reading session using the I AM poem, a featured employee with musical talents and individual stories. Over 900 employees attended the various virtual activities.

### **Disability Advisory Committee**

The Disability Advisory Committee is composed of HCD employees who serve as an advisory body to the Director and the EEO Office in an effort to enhance employment and promotional opportunities, and to ensure equal treatment and access to services and benefits for HCD employees with disabilities. The Disability Advisory Committee focused its efforts on the following areas: promoting disability employment awareness; promoting ideas and feedback related to HCD efforts to recruit, retain, and advance individuals with disabilities; enhancing health and safety; and maintaining representation and participation on the State Disability Advisory Council.

The DAC projects and accomplishments in the past fiscal year included: developing resources, training, and information about invisible disabilities for HCD employees; organized and hosted Windmill Trainings that provided tools on how to interact with staff and coworkers with emotional disabilities. The DAC also organized guest speakers during the month of October in celebration of National Disabilities Employee Awareness Month. In recognition of the 30<sup>th</sup> Anniversary of the American with Disabilities Act (ADA), Pride Industries presented on myths and realities about people with disabilities in the workplace and people first language.

### **LGBTQ+ Committee**

HCD created the Lesbian, Gay, Bisexual, Transgender, Queer/Questioning (LGBTQ+) Committee for HCD employees in November of 2020. The Committee serves as an advisory body to the Director and the EEO Office in an effort to build an inclusive workplace culture and provide awareness of the LGBTQ+ community. The Committee promotes LGBTQ+ community awareness through guest speakers, an annual PRIDE month campaign, and/or special activities. In June 2021, the LGBTQ+ Committee organized the first annual Pride Month with virtual activities that ranged from Open Mic sessions using the I AM poem, Can We Chat (LGBTQ+ Discrimination in

Housing), Connecting the Dots (Housing Instability as a LGBTQ+ Person), and a book club that featured *In the Shadows of the Freeway: Growing up Brown and Queer*. Over 200 employees attended the various month-long celebrations.

## Equity Initiatives

### Bridging the Wealth Gap Through Small Business

HCD aims to further support our state's economy by investing in small businesses. During the 2020/2021 fiscal year, HCD's small business participation represented 74 percent, which attributed to over \$21 million being awarded. These businesses help HCD run day-to-day, supplying everything from equipment to consultative services, and much more. This contribution enhances California's local economy and enriches our experience by doing business with a wide range of supply and service vendors.

### Government Alliance on Race Equity (GARE)

HCD participated in the Government Alliance on Race Equity in 2016, 2018 and the 2019 implementation year. Government Alliance on Race Equity is a national network of government entities working to achieve racial equity and advancement opportunity for all. During this fiscal year, HCD introduced the Housing Advance Planning Equity Evaluation Tool into strategic planning projects. The tool was developed to help guide equity considerations for housing policy and program development.

### Upward Mobility Program

The Upward Mobility Program is a career mobility program designed to give state employees in entry-level classifications an opportunity to advance to classifications with higher wage-earning potential. Equal Employment Opportunity plays an important role in the Upward Mobility Program because traditionally many entry-level classifications are held by women (66%), employees of color (58%), and employees with disabilities. The Upward Mobility Program was reassigned to the Human Resources Branch effective August 1, 2021.

Through college courses, state training courses, stretch exercise, resume review, mentorship,



and mock interviews, each participant received a career development plan to achieve their career goals within six to twenty-four months. The Upward Mobility Program supports HCD's Strategic Goals by supporting succession planning, knowledge transfer, mentorship, employee retention, and diversity by building career pipelines to support workforce equity through access to higher wage-earning careers.

## Our Future

Next year promises to be a productive one for HCD's continued diversity, inclusion, and equity efforts as we stand up the newly created DEI Unit within the Organizational Development Division. Our goals include expanding our reach by helping others in our Department to better understand diversity, inclusion, and equity, and to join us in furthering our efforts. We will look for external partners who share our commitment to strengthen our collaborative efforts for equitable outcomes for all Californians.